

2022-2023

ANNUAL REPORT

FLORIDA DEPARTMENT OF CORRECTIONS



TABLE OF CONTENTS



PART I: THE FDC IN BRIEF.....3

About Us3

Core Values.....4

FDC Oath of Allegiance5

Code of Conduct.....6

General Overview.....7

PART II: 2023 YEAR IN REVIEW 10

Responding to Hurricane Idalia 10

Recruitment and Targeted Retention Efforts..... 11

Safer and More Secure Institutions 11

Prison Rape Elimination Act (PREA) 12

Comprehensive Healthcare Services Contract..... 12

Expanding Education Opportunities for Inmates 12

Keeping Florida’s Communities Safe 13

American Correctional Association (ACA)..... 14

Investments in Inmate and Offender Rehabilitation and Restoration..... 14

Mission Support and Operations 15

Addressing Aging Infrastructure 15

Exercising Financial Stewardship..... 16

Professional Development and Training 17



PART III: ANNUAL REPORT STATISTICS..... 18

PART I

THE FDC IN BRIEF

ABOUT US

The Florida Department of Corrections (FDC or Department) is the third largest state corrections system in the United States and the largest state agency in Florida. The Department has 23,380 full-time authorized positions appropriated, of which, 79% are either certified Correctional Officers (COs) or Correctional Probation Officers (CPOs). FDC's diverse workforce represents 24% of all employees in the state personnel system.



CORE VALUES



The FDC Core Values are the fundamental principles of our Department. These core values serve as an enduring model of ethical behavior which guides the daily decision-making of our corrections professionals to display the highest standards of character and professionalism. Core values unite and define members of a common profession.

RESPECT

Regard the feelings, wishes, rights and traditions of others.

INTEGRITY

Do what is right, legally and morally.

COURAGE

Act bravely in the face of difficulty, danger and fear.

SELFLESS SERVICE

Serve without expectation of personal gain or recognition.

COMPASSION


Sympathize with others and seek to alleviate suffering.

FDC OATH OF ALLEGIANCE

*I do solemnly swear or affirm
that I will uphold
the Constitutions of the United States
and the State of Florida,
that I will obey the lawful orders
of those appointed over me,
and that I will perform my duties faithfully
and in accordance with my mission
to ensure the public safety,
the support and protection of my co-workers,
and the care and supervision
of those in my charge,
so help me God.*



CODE OF CONDUCT



I. I will never forget that I am a public official sworn to uphold the Constitutions of the United States and the State of Florida.

II. I am a professional committed to public safety, the support and protection of my fellow Officers and co-workers, and the supervision and care of those in my charge. I am prepared to go in harm's way in fulfillment of these missions.

III. As a professional, I am skilled in the performance of my duties and governed by a code of ethics that demands integrity in word and deed, fidelity to the lawful orders of those appointed over me, and, above all, allegiance to my oath of office and the laws that govern our nation.

IV. I will seek neither personal favor nor advantage in the performance of my duties. I will treat all with whom I come in contact with civility and respect. I will lead by example and conduct myself in a disciplined manner at all times.

V. I am proud to selflessly serve my fellow citizens as a member of the Florida Department of Corrections.



GENERAL OVERVIEW

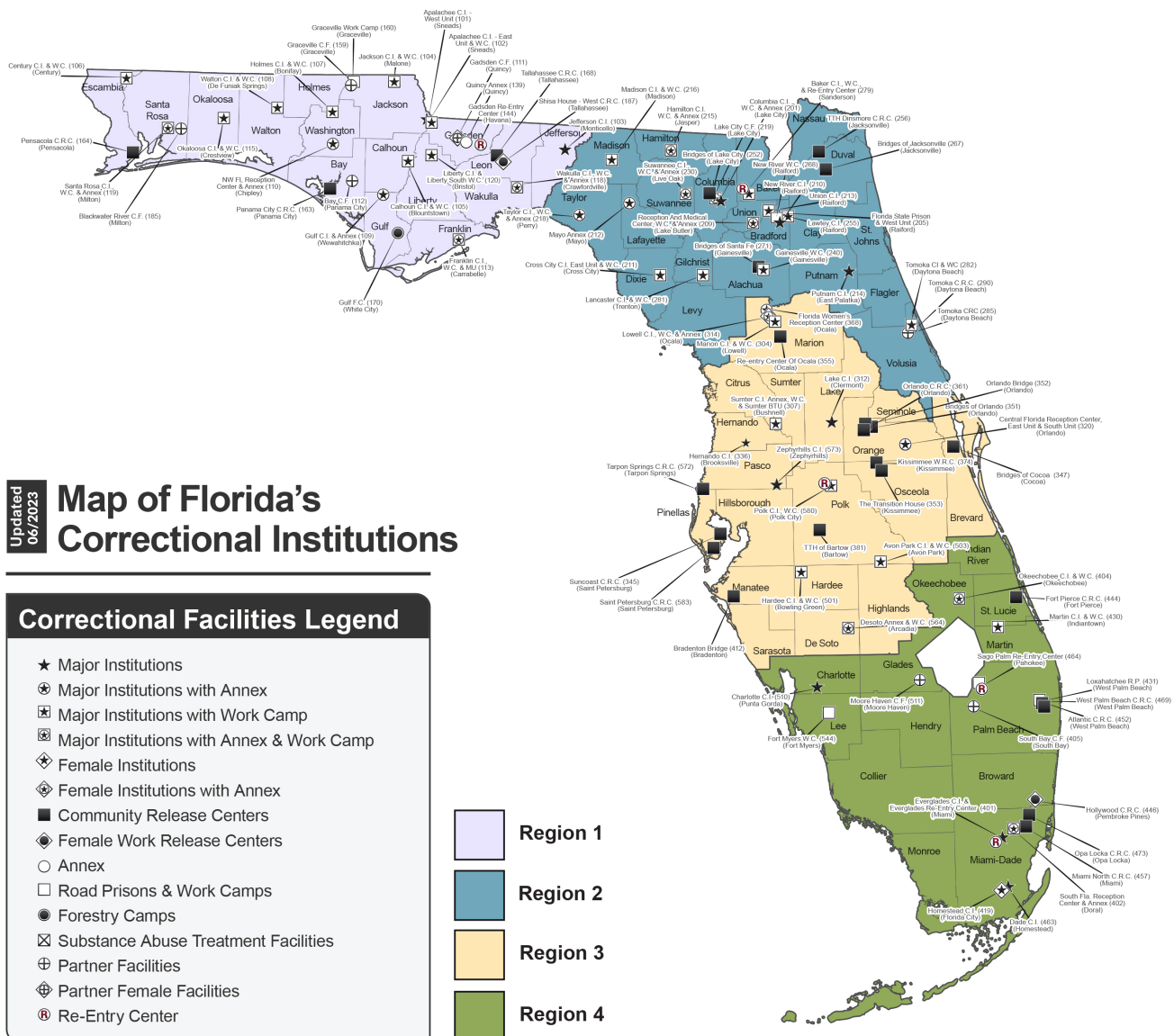
CORRECTIONAL INSTITUTIONS

Correctional institutions (CIs) are facilities that incarcerate persons convicted of a felony and sentenced to more than one year by Florida's court system. Inmates enter FDC at one of five reception centers (four male and one female) strategically located throughout the state. The reception process carefully evaluates each inmate to determine the appropriate classification, custody and housing assignments based on several factors, including the seriousness of their offense, length of sentence, prior criminal history and escape history. During the initial reception process, the Department conducts comprehensive assessments to determine an inmate's level of care and programmatic needs while incarcerated.

These assessments include a thorough medical, dental and mental health examination, as well as education, program and substance use disorder evaluation.

The majority of CIs are located across the state's northern tier, accounting for approximately 65% of the system's capacity.

FDC directly oversees 49 major CIs. Additionally, private vendors operate 7 major facilities. As of October 1, 2023, these contracts are executed & managed by FDC.



GENERAL OVERVIEW

ANATOMY OF A CORRECTIONAL INSTITUTION

CIs are self-contained and operate cohesively as part of the Department's population management strategy. Each has medical, dental and mental health care, education, self-betterment programs, vocational programs, religious services, food service operations, a laundry facility, recreational areas and general/law libraries. All inmates are assigned various jobs supervised by FDC staff. Examples of job assignments are food service, general maintenance, lawn care, farming, janitorial, education aides and law clerks.

Every CI has a main unit. Some CIs also have an annex and/or work camp, which might be contiguous or geographically separated. Main units and annexes each contain up to eight dorms and house up to 1,500 inmates. Work camps house inmates who are assigned to community and public work squads. Their jobs typically include cleaning up roadways and rights-of-way, grounds and building maintenance, painting, building construction projects, moving state offices and cleaning up forests. Work camps usually consist of three-to-four dorms and house up to 430 inmates.



Community Corrections maintains a strong presence in the community by conducting field visits at offenders' residences, employment sites, treatment centers and public service

Community Corrections has proven to be a viable alternative to incarceration as approximately 60% of offenders successfully complete supervision. Of those who are successful on supervision, approximately 90% will not return to the Department within three years.



PART II

2023 YEAR IN REVIEW



RESPONDING TO HURRICANE IDALIA

- FDC implemented preparatory actions to safeguard staff, inmates, and property before Hurricane Idalia's landfall. These actions included hardening institutions and probation offices, staging maintenance assets (mobile generators, mobile light kits, construction materials) south and west of
- forecasted landfall, and evacuating inmates from vulnerable housing units.
- The Corrections Foundation provided \$164,500 in disaster relief assistance to 357 impacted staff.



Hurricane Idalia approaching the Big Bend region of Florida on August 30, 2023

RECRUITMENT AND TARGETED RETENTION EFFORTS



- FDC began paying a \$5,000 bonus for hiring and retaining COs at 15 high vacancy institutions. Certified COs, Sergeants, Lieutenants, and Captains will receive three payments of \$1,666.67 provided they remain continuously employed at one of the identified locations.
- With the support of Governor DeSantis and the Florida Legislature, CO and CPO starting salary was increased to \$22 per hour.

Inspector base salary was also increased to \$52,800 per year.

- FDC implemented a statewide contingency hiring process for COs and CPOs. This process has decreased the time it takes to onboard new employees and has increased the flow of applicants.
- Teachers received pay increases resulting in a base salary of \$50,000. Placement and Transition Specialist salaries were increased to \$54,500, Education Supervisor salaries were increased to \$60,000-\$65,000, and Wellness Education Specialist salaries were increased to \$48,000.
- Chaplains received a base salary increase to \$41,000. Additionally, Senior Chaplains received a salary increase to \$43,000 and Correctional Chaplaincy Services Specialists received a salary increase to \$55,000.

SAFER AND MORE SECURE INSTITUTIONS

- A Bureau of Intelligence Senior Analyst was one of 42 Floridians honored for their service at the 1st annual "Florida Heroes Reception" hosted by Governor and First Lady DeSantis. The Senior Analyst is a subject matter expert in the nation's intelligence community on correctional intelligence and gangs. Her expertise is critical to disrupting gang activity throughout the state.
- The Canine Interdiction Unit performed over 2,882 canine search operations at facilities statewide and recovered 81,838 grams of tobacco, 26,813 grams of narcotics, 1,168 cellphones, 1,500 weapons, and \$364 in U.S. Currency.
- The Office of the General Counsel worked with the Office of Institutions to amend the legal mail rule and participated in the development of an attorney verification system with the Office of Institutions and Office of Information Technology to reduce fraudulent mail and introduction of contraband.



- The Bureau of Security Operations provided mail scanners to 25 institutions and conducted training for approximately 140 mailroom/support staff to better interdict mail laced with contraband and narcotics.

PRISON RAPE ELIMINATION ACT (PREA)

- FDC prioritizes preventing and reporting instances of sexual abuse in its facilities as outlined in the Prison Rape Elimination Act (PREA). In cycle 3 (2019-2022), all correctional facilities, including those that are privately managed, achieved full compliance by outside auditors who measure FDC's accountability. FDC has completed year one of PREA audit cycle 4 (2022-2025), with all 19 facilities meeting the standards and some even achieving an exceeding mark on standards. FDC has now started year two of cycle 4.

COMPREHENSIVE HEALTHCARE SERVICES CONTRACT

- A contract was awarded to Centurion of Florida, LLC for Comprehensive Healthcare Services including Institutional Medical Services, Inpatient and Outpatient Mental Health Services, Dental Services, and operation of the hospital at the Reception and Medical Center (RMC). The new contract will ensure quality healthcare services are delivered to the inmate population in accordance with constitutional obligations and will improve service delivery.

EXPANDING EDUCATION OPPORTUNITIES FOR INMATES



Inmates during a graduation ceremony



Inmates participating in academic education program

- The Governor and Legislature increased revenues deposited into the State Operated Institutions Inmate Welfare Trust Fund from \$2.5 million to \$32 million, and enhanced FDC's resources to combat inmate idleness and improve safety within the prison system.
- In 2022, 1,339 inmates earned their GED. FDC is on pace to award more than 1,500 GEDs in 2023.
- FDC received 215 additional educational positions. This will allow the Department to increase Academic and Career and Technical Education. FDC also received funding to modernize its correctional education system technology.
- Funding was received to expand Virtual Learning Labs statewide. Through this secure online network, inmates will have increased access to whitelisted websites for education resources, industry-recognized training, and employability coaching to prepare for post-release employment opportunities.
- More than 100 inmates are on pace to earn college degrees in 2023. College Degree Program offerings also expanded to include Miami-Dade College at Everglades Re-Entry Center and Huntington Junior College at South Bay Correctional Facility. Currently, 379 inmates are participating in college degree programs inside 13 state prisons. Since inception, 764 inmates have participated in higher education programs.

KEEPING FLORIDA'S COMMUNITIES SAFE



Assistant Deputy Secretary Joe Winkler and Community Corrections staff receiving the APPA 2023 President's Award

- Due to its innovative initiatives, FDC was awarded the 2023 President's Award by the American Probation and Parole Association (APPA), which is the highest honor in Community Corrections.
- CPOs participated in 90 joint operation initiatives during Halloween, focused on sexual offenders and predators. During the initiative, officers conducted approximately 5,566 offender contacts, 3,267 walkthroughs, 481 searches, 929 identification verification compliance checks, 947 electronic monitoring equipment inspections, 33 arrests, and 300 on-site drug tests. Over 751 Department staff members and 305 law enforcement partners participated in this successful initiative.
- As of September 30, 2023, 3,099 offenders have participated in the Merit-Based Activity Program, which incentivizes positive behavior for offenders on Community Control. Participants achieved an 80% successful completion rate.
- The Family, Attitude, Communication, Employment, Improvement, and Taking Responsibility (F.A.C.E. I.T.) Program, which is designed to improve communication between CPOs and offenders at the beginning of supervision, was expanded and is now available at probation offices, county probation, county jails, and institutions. The program has now reached over 5,000 offenders.
- The Mobile Probation Unit expanded its fleet from Palm Beach to a second location in Sarasota. These units allow offenders to report in various locations throughout the area, thereby avoiding the burden of commuting to probation offices. They also promote positive community partnerships and enable Community Corrections to take part in and interact with the community.
- Offenders under community-based supervision successfully completed 573,258 hours of public service work. These hours amount to approximately \$7 million in completed work. Public service work benefits the community and provides a sense of achievement and connection to the community for participating offenders.
- The Searching Offenders to Ensure Compliance (S.O.T.E.C.) team was established in Region 3 to conduct planned and warrantless searches. Team members receive extensive training in search techniques and work together as a specialized unit to maintain safety and enforce conditions of supervision.
- Onsite Fentanyl drug tests were distributed to Community Corrections field offices to enable CPOs to detect and combat the Fentanyl epidemic. Previous restrictions on the use of field tests resulted in limited detection. Now, CPOs can use test results to make informed decisions and take appropriate action.
- NARCAN and First Aid Kits were issued to all certified staff in Community Corrections. Staff now have the added security of necessary equipment to handle life-threatening situations while in the field.
- CPOs showed Senators and Representatives challenges they face in 14 ride-alongs conducted throughout the state. Most notably after his personal ride-along experience, Senator Hooper spoke on the Senate floor about his appreciation for CPOs and the public safety role they fulfill.

AMERICAN CORRECTIONAL ASSOCIATION (ACA)

- Four FDC staff were elected to represent the American Correctional Association (ACA) in various capacities. Secretary Ricky Dixon was elected to serve as President-Elect, Assistant Deputy Secretary of Community Corrections Joe Winkler was elected to serve on the ACA Board of Governors, Director of Programs & Re-Entry Patrick Mahoney was elected to serve on the ACA Delegate Assembly, and ACA Accreditation Consultant Rachael Hoffman-Ots was elected to serve on the ACA Commission on Accreditation for Corrections.
- Community Corrections achieved 100% in all mandatory and non-mandatory standards during reaccreditation by ACA, marking their third consecutive accreditation with a perfect score.
- 19 CIs received national reaccreditation by ACA. These CIs met all mandatory standards with 100% compliance and exceeded 98% for non-mandatory standards.

INVESTMENTS IN INMATE AND OFFENDER REHABILITATION AND RESTORATION

- Community Corrections implemented the Fatherhood Program, which teaches individuals on supervision how to become better parents. The program has been so successful that it has expanded from Circuit 15 to Circuit 19. Expansion to two more circuits is planned in the upcoming year.
- FDC complete 132 Institutional Re-Entry Seminars, which are designed to assist individuals as they transition back into the community by informing them about employment possibilities, resources, social services, housing opportunities, food, clothing, and other services available in the community.
- 290 inmates completed the wellness education course, which teaches how to take control of personal health habits to ensure a better, healthier, happier, and more productive life.
- In 2022, pre-release hiring events resulted in 1,037 inmates receiving job offers. There are more than 1,400 inmates on pace to receive pre-release job offers in 2023.
- More than 9,000 workforce training certificates and industry-recognized credentials were earned statewide.
- In collaboration with the Florida Foundation for Correctional Excellence (FFCE), a female-



Heavy Equipment Operator program at Lowell CI

- inmate Heavy Equipment Operator program was established at Lowell CI. FFCE provided funding for state-of-the-art CAT Simulators which provide virtual training on heavy equipment machinery.
- Faith and Character-Based programming operated at 31 sites, with nine active Graduate Readiness dorms for inmates' pre-completion or post-completion. More than 1,100 inmates graduated from the program in 2023.
- FDC created reunification events at female facilities, such as "Painting Pumpkins with Mom," to help children make lasting memories with their mothers.

MISSION SUPPORT AND OPERATIONS

- The Office of Human Resources and Office of Institutions developed the Mobile Correctional Officer Team (MCOT) to support understaffed facilities. Certified COs and CO Sergeants from low vacancy CIs began voluntarily deploying to high vacancy CIs. Participating officers work seven consecutive 12-hour shifts with the option to have seven consecutive days off the following week.
- On October 1, 2023, the Bureau of Private Prisons was transferred from the Department of Management Services to FDC. Fifteen positions manage seven privately operated facilities with a contracted capacity of 9,945 inmates.
- The Office of the General Counsel and Office of Health Services worked collaboratively to successfully meet compliance standards at seven of eight mental health inpatient units pursuant to the 2022 extension of the settlement agreement in Disability Rights v. Jones, et al., [Case No. 18-cv-179]. The remaining inpatient unit is on track to meet compliance standards.
- Community Corrections is testing a new program called, Community Oriented Probation Supervision (COPS), which operates a Probation Officer Bike Unit. This unit offers an effective method for making field contacts and improving community relations.
- The Office of Communications released Branding Guidelines to standardize FDC's messaging. These guidelines ensure FDC's visual identity is consistent and cohesive.

ADDRESSING AGING INFRASTRUCTURE

- Fleet Management purchased 148 vehicles to reduce the number of vehicles outside of lifecycle replacement standards.
- Fleet Management procured and deployed two transport buses specifically designed to transport the Department's ADA inmate population. These ADA-specific transport buses are the first in FDC's history.
- The Bureau of Private Prisons is utilizing \$13 million in American Rescue Plan Act funding for ongoing projects at Lake City CF for roof repairs (\$2.5 million) and Gadsden CF for housing unit renovations (\$10.5 million).
- Bureau of Maintenance and Repairs staff completed 251,022 work orders at all facilities.
- FDC planned and completed numerous major renovation and construction projects at facilities across the state. Total fixed capital outlay funding expended during FY 2022-2023 was \$23,593,644, with encumbrances



ADA Transport Bus

currently at \$18,780,101. These completed and planned projects totaled \$42,373,745.

- FDC completed major Americans with Disabilities Act (ADA) project milestones. This included installing hard surface accessible walking tracks tied into exercise features at ADA facilities, installing ADA accessible tables in program areas, installing cane guards in paths of travel for the visually impaired, and installing digital transmitters on televisions for the hearing impaired.
- The Bureau of Procurement issued an invitation to negotiate to modernize the Offender Based Information System (OBIS). The modernization program, named Correctional Information Management System (CIMS), will improve functionality and efficiency with a modernized interface, streamlined processes, and user-friendly analytics.
- The Office of Information Technology launched the Technology Restoration

Program, which will modernize 137 applications to minimize system failures, improve public safety, and enhance officer safety through timely access to actionable information and heightened cybersecurity measures.

- FDC procured services from Benchmark Analytics to consolidate some of the Department's paper-based processes related to Use of Force, Officer Profile, and Internal Affairs by December 2024. The new system will provide automated workflow management for secure report routing and approval.
- The Office of Information Technology launched an agency-wide Officer Station Network Buildout to connect 380 officer stations, beginning with six pilot sites. Connectivity will improve safety, reporting, and communications throughout FDC.

EXERCISING FINANCIAL STEWARDSHIP

- The Office of the General Counsel's Litigation Unit took on more cases to handle in-house. Approximately 162 cases were assigned to litigation attorneys. By not outsourcing these cases, an estimated \$200,000 was saved.
- CPOs assisted in generating revenue to offset costs incurred for supervising offenders. As of October 1, 2023, CPOs have collected approximately \$53 million from offenders, including \$30 million in restitution, fines, and court costs, \$15 million in cost of supervision, and \$8 million in subsistence and other court-ordered fees, which is deposited into Florida's General Revenue Fund.
- Active Employee Records completely digitized all personnel files, which has improved responses to records requests. Request processing times are down to 1-2 days, versus what used to take 3-5 days when paper files were used. This is a cost savings of approximately \$120,000 per year, as there is less printing, and more requests

are being fulfilled electronically rather than through regular mail.

- Interstate Compact State Council approved using a \$100 application fee to reimburse Florida Sheriffs for partial extradition of Interstate Compact cases. The application fee is charged to offenders seeking to transfer their supervision to another state. As of October 24, 2023, the total amount collected is \$495,629, and \$22,250 has been disbursed to Florida Sheriffs since July 1, 2023.
- FDC faced a \$10 million deficit in the expenses category due to inflated prices across the economy for various goods. The Budget Office developed and implemented a plan to avoid the significant impact, which allowed the Department to continue its operational duties without interruption.
- The Disaster Recovery team closed out 14 projects and recovered \$12.1 million in federal grant funding.

PROFESSIONAL DEVELOPMENT AND TRAINING



CIU-South Team receiving the Team Award at Bi-Annual Spring Training

- The Bureau of Intelligence's Contraband Interdiction Unit (CIU) held their Bi-Annual Spring Training Event at Baker CI. CIU teams received 100% Annual Recertification at Southern Coast K9. A CIU Captain and K9 "Taco" received the "Chief's Trophy" for their outstanding performance and CIU-South Team was awarded the "Team Award."
- Community Corrections recently added 14 Multiple Interactive Learning Objectives (MILO) virtual firearms simulators to their training program. As part of this year's training, all certified staff will utilize this cutting-edge technology, which uses high-definition audio and video equipment to simulate real-world critical or challenging scenarios they may encounter.
- Community Corrections facilitated 13 CPO Basic Recruit Academies. 252 basic recruits completed the academy.
- The Bureau of Professional Development and Training conducted 103 CO Basic Recruit classes. 2,800 COs in Temporary Employment Authorization status were trained.
- The Florida Corrections Academy received \$1,347,760 from the Criminal Justice Training Trust Fund.
- Mindshift training, which is an officer/staff wellness program, was rolled out in collaboration with the 4th Purpose Foundation. Over 1,600 employees completed training, and more upcoming offerings are scheduled.
- Academy recruit tablets were rolled out to FCA Vernon, Liberty, and Orlando. 547 recruits participated, using the tablets to take assigned exams and access Florida Department of Law Enforcement-assigned textbooks.

PART III

ANNUAL REPORT STATISTICS



INSTITUTIONS | INMATE POPULATION

GENERAL CHARACTERISTICS¹

Gender		
Male	79,408	93.2%
Female	5,766	6.8%
Race/Ethnicity		
White Male	29,888	35.1%
White Female	3,672	4.3%
Black Male	38,674	45.4%
Black Female	1,622	1.9%
Hispanic Male	10,471	12.3%
Hispanic Female	442	0.5%
Other Male	375	0.4%
Other Female	30	0.0%
Age on June 30, 2023		
17 & Under	53	0.1%
18-24	5,053	5.9%
25-34	21,783	25.6%
35-49	33,684	39.5%
50-59	14,414	16.9%
60+	10,187	12.0%
Prior FDC Prison Commitments		
0	43,383	50.9%
1	18,361	21.6%
2	10,501	12.3%
3	5,721	6.7%
4+	7,208	8.5%

¹ Due to rounding, percentages may not total 100%.

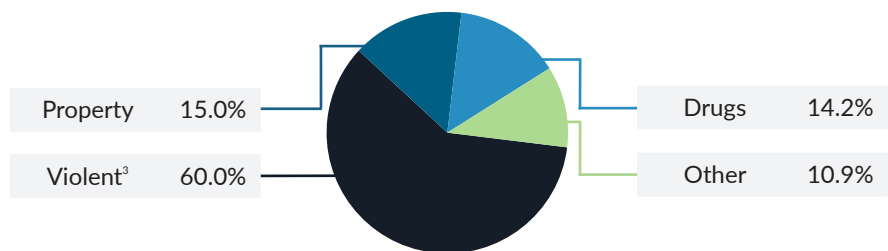
This section includes statistics on Florida's inmate population as of June 30, 2023. Inmate population refers to the 85,174 inmates who were present in the Florida prison system on June 30, 2023. Florida's prison population increased by 3,050 or 3.7% from the previous fiscal year.

The Florida Demographic Estimating Conference held on July 18, 2023, estimated Florida's population at 22,710,274 for FY 22-23, a 1.5% increase in Florida's population over last fiscal year. On June 30, 2023, 376.4 of every 100,000 Floridians were incarcerated compared to 458.8 five years ago, in 2019.

GENERAL CHARACTERISTICS BY OFFENSE TYPE

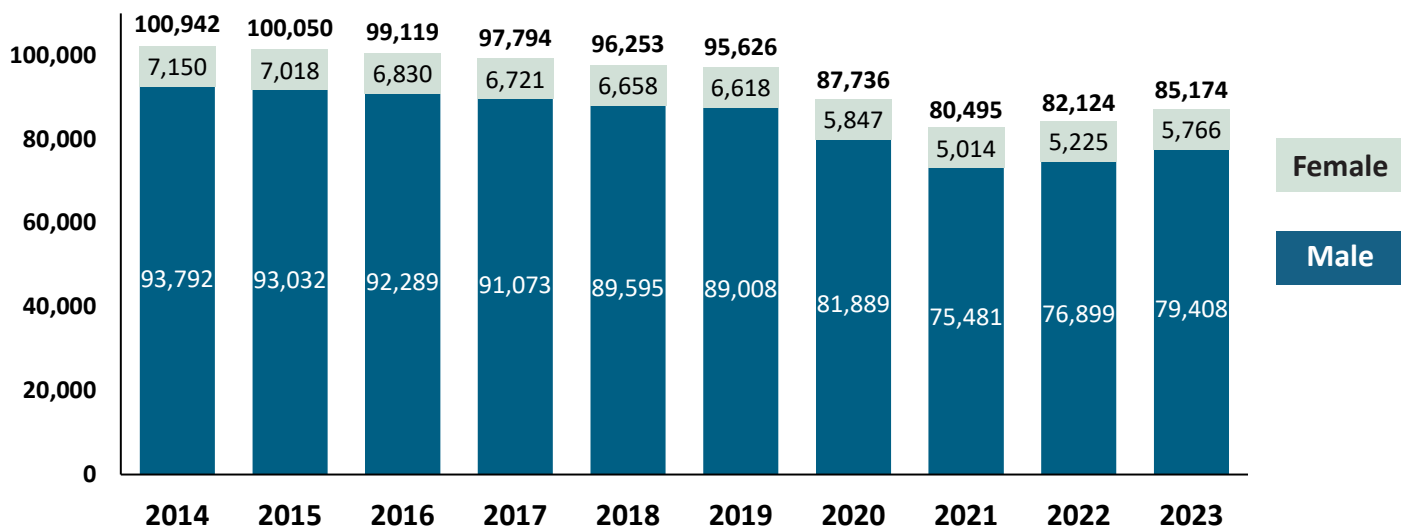
Type of Offense	Number	Percent	Avg. Sentence Length in Years ²	Avg. Age at Offense
Murder, Manslaughter	16,154	19.0%	36.3	28.7
Sexual Offenses	12,970	15.2%	25.2	34.6
Robbery	9,346	11.0%	23.7	27.5
Violent Personal Offenses	11,221	13.2%	13.9	32.5
Burglary	11,101	13.0%	16.0	31.6
Theft/Forgery/Fraud	3,771	4.4%	6.2	37.8
Drug Offenses	12,054	14.2%	8.0	36.6
Weapons	4,480	5.3%	7.0	31.5
Other	4,077	4.8%	7.0	37.7

² Sentence lengths of 50 years or longer are coded as 50 years for calculation of averages.



³ Violent crimes include murder, manslaughter and violent personal offenses. Sexual offenses, robbery, burglary, theft/forgery/fraud may also be considered violent in instances where actual physical harm or threat of physical harm, or a reasonable probability existed that individual criminal acts could have resulted in unintended physical harm or the threat of physical harm.

INMATE POPULATION AS OF JUNE 30, 2023



INSTITUTIONS | INMATE ADMISSIONS

Inmate admissions refer to the number of inmates admitted into the prison system during a given period of time. The following tables and charts detail the characteristics of inmates who were admitted into Florida state prisons from July 1, 2022 - June 30, 2023.

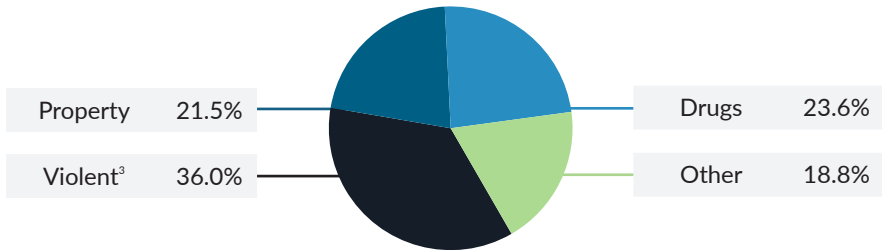
Based on the data presented, inmate admissions for this fiscal year totaled 27,209 increasing by 7.3% from last fiscal year. Over half of those admitted served time in the Florida state prison system before.

GENERAL CHARACTERISTICS BY OFFENSE TYPE

Type of Offense ¹	Number	Percent	Avg. Sentence Length in Years ²	Avg. Age at Admission
Murder, Manslaughter	1,439	5.3%	22.7	34.3
Sexual Offenses	2,075	7.6%	13.2	40.5
Robbery	1,282	4.7%	7.5	31.6
Violent Personal Offenses	4,819	17.7%	4.3	36.9
Burglary	3,363	12.4%	4.8	35.3
Theft/Forgery/Fraud	2,817	10.4%	2.5	39.9
Drug Offenses	6,428	23.6%	3.6	39.4
Weapons	2,529	9.3%	3.2	33.5
Other	2,450	9.0%	3.1	40.5

¹ Data Unavailable = 7

² Sentence lengths of 50 years or longer are coded as 50 years for calculation of averages.



³ Violent crimes include murder, manslaughter and violent personal offenses. Sexual offenses, robbery, burglary, theft/forgery/fraud may also be considered violent in instances where actual physical harm or threat of physical harm, or a reasonable probability existed that individual criminal acts could have resulted in unintended physical harm or the threat of physical harm.

GENERAL CHARACTERISTICS⁴

Gender		
Male	24,015	88.3%
Female	3,194	11.7%

Race/Ethnicity		
White Male	10,225	37.6%
White Female	2,169	8.0%
Black Male	10,845	39.9%
Black Female	793	2.9%
Hispanic Male	2,832	10.4%
Hispanic Female	219	0.8%
Other Male	113	0.4%
Other Female	13	0.0%

Age at Admission		
17 & Under	97	0.4%
18-24	3,383	12.4%
25-34	8,741	32.1%
35-49	10,544	38.8%
50-59	3,181	11.7%
60+	1,263	4.6%

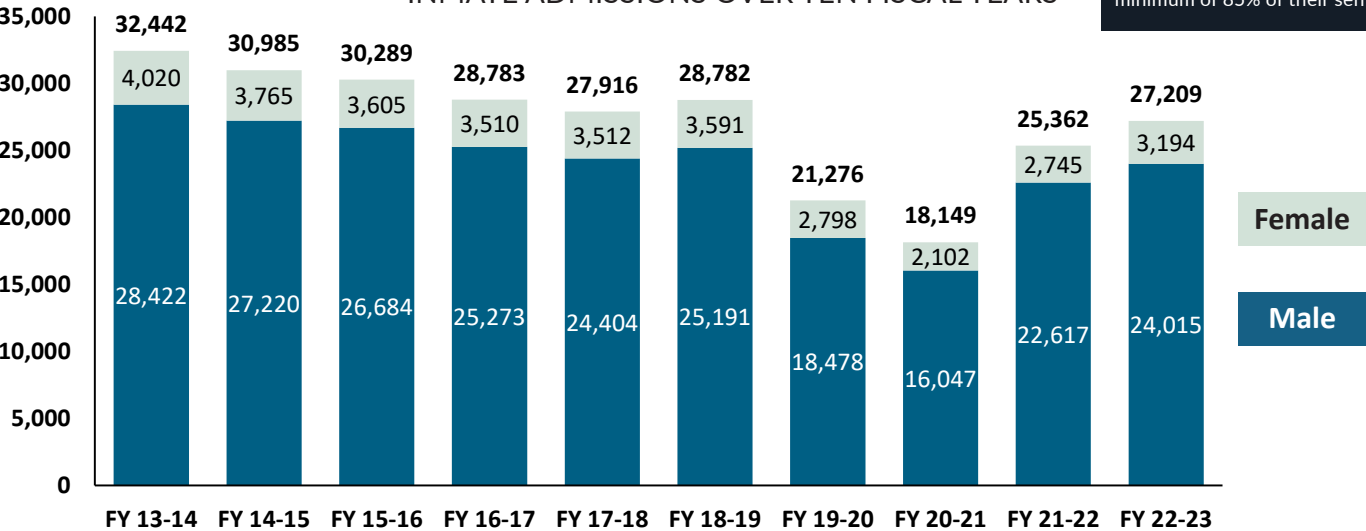
Prior FDC Prison Commitments ⁵		
0	13,068	48.0%
1	6,021	22.1%
2	3,578	13.2%
3	1,952	7.2%
4+	2,583	9.5%

⁴ Due to rounding, percentages may not total 100%.

⁵ Data unavailable = 7.

Those who enter prison today for a crime committed on or after October 1, 1995, will serve a minimum of 85% of their sentence.

INMATE ADMISSIONS OVER TEN FISCAL YEARS



INSTITUTIONS | INMATE RELEASES

This section includes statistics on the number of inmates who were released from the Florida prison system during the period of July 1, 2022 through June 30, 2023.

- In FY 22-23, 24,984 inmates were released, a 3.0% increase from FY 21-22.
- Most of the permanent releases were due to expired sentences (14,790 or 59.2%).
- 19.5% (4,881) were released to conditional release supervision for more serious offenders and 16.4% (4,088) were released to probation or community control.
- The majority of inmates released in FY 2022-23 were white (11,427 or 45.7%) followed by black (10,614 or 42.5%) and Hispanic (2,840 or 11.4%).
- Majority of inmates were released between the ages of 35-49 (10,078 or 40.3%) followed by 25-34 (7,504 or 30.0%).

RELEASE BY OFFENSE TYPE

Type of Offense	Number	Percent	Avg. Sentence Length in Years ¹	Avg. Age at Release
Murder, Manslaughter	831	3.3%	20.2	45.7
Sexual Offenses	1,529	6.1%	11.4	46.5
Robbery	1,819	7.3%	10.4	38.0
Violent Personal Offenses	4,399	17.6%	4.4	39.2
Burglary	3,760	15.0%	6.0	38.1
Theft/Forgery/Fraud	2,760	11.0%	3.0	41.0
Drug Offenses	5,485	22.0%	3.5	40.9
Weapons	2,090	8.4%	3.3	35.0
Other	2,311	9.2%	3.0	41.6

¹ Sentence lengths of 50 years or longer are coded as 50 years for the calculation of averages.

GENERAL CHARACTERISTICS²

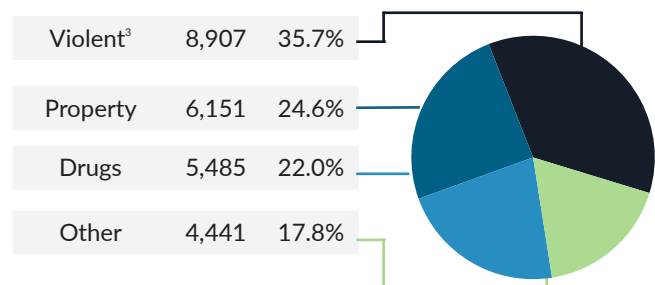
Gender		
Male	22,329	89.4%
Female	2,655	10.6%
Race/Ethnicity		
White Male	9,594	38.4%
White Female	1,833	7.3%
Black Male	9,961	39.9%
Black Female	653	2.6%
Hispanic Male	2,685	10.7%
Hispanic Female	155	0.6%
Other Male	89	0.4%
Other Female	14	0.1%
Age at Release		
17 & Under	12	0.0%
18-24	1,885	7.5%
25-34	7,504	30.0%
35-49	10,078	40.3%
50-59	3,567	14.3%
60+	1,938	7.8%
Prior FDC Prison Commitments		
0	11,309	45.3%
1	5,869	23.5%
2	3,388	13.6%
3	1,892	7.6%
4+	2,526	10.1%

² Due to rounding, percentages may not total 100%.

FDC defines inmate recidivism as a return to prison, as the result of either a new conviction or a violation of post-prison supervision, within three years of their prison release date. Recidivism is calculated by comparing an inmate's prison release date to the date of readmission to prison over a three-year period.

Recidivism Rates:

- 2015 releases who returned within 3 yrs: 24.7%
- 2016 releases who returned within 3 yrs: 25.4%
- 2017 releases who returned within 3 yrs: 24.1%
- 2018 releases who returned within 3 yrs: 21.2%
- 2019 releases who returned within 3 yrs: 21.2%



³ Violent crimes include murder, manslaughter and violent personal offenses. Sexual offenses, robbery, burglary, theft/forgery/fraud may also be considered violent in instances where actual physical harm or threat of physical harm, or a reasonable probability existed that individual criminal acts could have resulted in unintended physical harm or the threat of physical harm.

For more detailed information regarding FDC recidivism tracking, please see the Recidivism Report published on FDC's website at: fdc.myflorida.com.

INSTITUTIONS | ELDERLY INMATES

Elderly inmates are defined by 944.02 F.S., as “prisoners age 50 or older in a state correctional institution or facility operated by the Department of Corrections.

ELDERLY INMATES

As required by section 944.8041, F.S., FDC, in conjunction with the Correctional Medical Authority, annually reports on the status and treatment of elderly offenders within the correctional system.

The elderly inmate population has increased by 1,044, or about 4.4% from June 30, 2022 (23,557) to June 30, 2023 (24,601). Elderly inmates are a growing percentage of Florida's incarcerated population.

- The majority of elderly inmates in prison on June 30, 2023 were serving time for murder/manslaughter (24.2%), sex offenses (23.3%), or burglary (11.2%).
- Elderly inmates were primarily male (95%), 42.9% were white males, 39.9% were black males, and 11.8% were Hispanic males.
- 45.4% of the elderly inmates in prison had no prior prison commitments.
- The 24,601 elderly inmates in prison on June 30, 2023 represented 28.9% of the total inmate population.
- During FY 22-23, elderly inmates accounted for 62% of all episodes of outpatient events, 58% of all hospital admissions and 65% of all in-patient hospital days, although they only represented 29% of the total prison population.

HEALTHCARE CHALLENGES REGARDING ELDERLY INMATES

As the population of elderly inmates continues to increase, the cost to house and treat these inmates also substantially increases.

An assessment by the Justice Department's Office of Inspector General found that within the Federal Bureau of Prisons, institutions with the highest percentages of aging individuals spent five times more per inmate on medical care and 14 times more per inmate on medication than those with the lowest percentages.¹

The cost of healthcare for the elderly is very high compared to non-elderly inmates for several reasons.

- The number of outpatient events for elderly inmates increased from 10,553 in FY 08-09 to 19,959 in FY 22-23. Outside care is generally more expensive than in-house treatment.
- In FY 08-09, elderly inmates accounted for 42% of all in-patient hospital days. By FY 22-23, that percentage increased to 65%.
- Older patients have a longer length of stay in in-patient hospital settings than younger patients. Inmates ages 50 years and older had a total of 12,061 in-patient hospital days compared to 6,543 in-patient hospital days for inmates ages 49 years and younger. This results in increased medical costs and staffing needs.

GENERAL CHARACTERISTICS²

Gender		
Male	23,380	95.0%
Female	1,221	5.0%
Race/Ethnicity		
White Male	10,545	42.9%
White Female	836	3.4%
Black Male	9,820	39.9%
Black Female	306	1.2%
Hispanic Male	2,893	11.8%
Hispanic Female	72	0.3%
Other Male	122	0.5%
Other Female	7	0.0%
Age on June 30, 2023		
50-54	7,835	31.8%
55-59	6,579	26.7%
60-64	5,002	20.3%
65-69	2,796	11.4%
70-74	1,423	5.8%
75-79	673	2.7%
80-84	221	0.9%
85-89	55	0.2%
90-94	15	0.1%
95+	2	0.0%
Prior FDC Prison Commitments		
0	11,175	45.4%
1	3,905	15.9%
2	2,804	11.4%
3	2,133	8.7%
4+	4,584	18.6%

² Due to rounding, percentages may not total 100%.

¹ U.S. Department of Justice, Office of the Inspector General (revised 2016), The Impact of an Aging Inmate Population on the Federal Bureau of Prisons, <https://oig.justice.gov/reports/2015/e1505.pdf>

INSTITUTIONS | ELDERLY INMATES

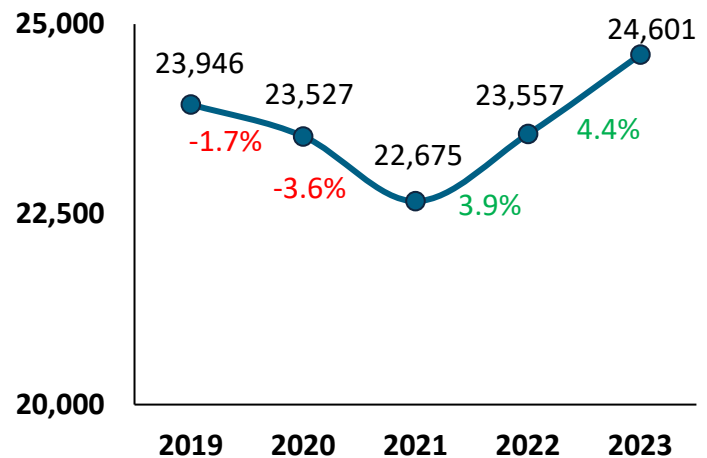
SERVICES AND HOUSING

FDC has a comprehensive system for ensuring elderly inmates receive appropriate medical, mental health and dental services under a managed care model. All inmates are screened at a reception center after intake from the county jail, to determine their current medical, dental and mental healthcare needs. This includes assessments for auditory, mobility, vision disabilities and the need for specialized services. Additionally, FDC has a process for a quarterly review of service plans for disabled elderly inmates among a multi-disciplinary team, which includes members from Health Services, Mental Health, Security, Programs and Education, and Classification.

Elderly inmates are housed in most of FDC's major institutions corresponding with their custody level and medical/mental health status. Some of the more specific institutional programs and processes tailored to elderly inmates include:

- Per Department policy, all inmates - including those who are ages 50 years and older - who have limitations in the performance of their daily living activities, are seen by a provider for an assessment and diagnosis, and are provided with a service plan designed to meet their individual medical and mental health needs. They are housed in a dorm consistent with their custody level and medical status.
- Inmates who have mobility, hearing, or vision disabilities, or who have more specialized housing and/or service needs are assigned only to institutions designated for such custody and care.
- Per policy, each institution has a disabled inmate committee that functions as a multidisciplinary team working together for the development, implementation and monitoring of an individualized service plan for each disabled inmate. As mentioned above, the committees review service plans for all disabled inmates quarterly, at a minimum.
- Inmates are monitored every five years for chronic illnesses until they turn 50 years old, when they are then screened every year.
- Periodic dental oral examinations are performed annually when the inmate turns 50 (as opposed to every two years prior to age 50).
- Mental health services for elderly inmates include assessment, consultation and treatment services in order to facilitate the inmate's ability to adequately function in a prison environment. As part of the healthcare screening processes, inmates are examined for signs of Alzheimer's or other forms of dementia.

ELDERLY INMATE POPULATION ON JUNE 30th



This situation is not unique to Florida according to PEW Charitable Trust:

"From 1999 to 2016, the number of people 55 or older in state and federal prisons increased 280 percent."

The cost of providing care to the elderly population is also not unique to Florida according to PEW Charitable Trust:

"Bureau of Justice Statistics found, older inmates are more susceptible to costly chronic medical conditions. They typically experience the effects of age sooner than people outside prison because of issues such as substance use disorders, inadequate preventive and primary care before incarceration, and stress linked to the isolation and sometimes violent environment of prison life.

For these reasons, older individuals have a deepening impact on prison budgets. Estimates of the increased cost vary. The National Institute of Corrections pegged the annual cost of incarcerating those 55 or older who have chronic and terminal illnesses at two to three times that for all others on average. More recently, other researchers have found that the cost differential may be wider."¹

¹ McKillop, Matt, & Boucher, Alex. (2018). Aging Prison Populations Drive Up Costs. <https://www.pewtrusts.org/en/research-and-analysis/articles/2018/02/20/aging-prison-populations-drive-up-costs>

INSTITUTIONS | ELDERLY INMATES

FDC contracts with a correctional healthcare company, Centurion of Florida, LLC, to provide comprehensive healthcare services to approximately 85,000 inmates statewide. Demand for bed space for elderly inmates with chronic medical needs is very high. Though Centurion is providing care to all elderly inmates, FDC retained responsibility for assigning and transferring elderly inmates with chronic medical needs to specialty beds. This ensures elderly inmates with the highest levels of acuity are placed in the most appropriate setting.

For quality assurance, healthcare procedures and health services bulletins are reviewed annually to ensure they reflect the latest standards of care, with acuity level, age and other factors. Contracted staff are trained on an annual basis to inform them of all recent updates and standards of care. Additionally, FDC has an inmate grievance appeal process established in Florida Administrative Code that allows inmates to submit health care appeals directly to FDC staff. The health care grievances are screened by a registered nurse and personally reviewed by the Health Services Director or the appropriate discipline directors for Medical, Mental Health, Dental, Pharmaceutical and/or Nursing services. This process includes a review of the inmate's health care record to ascertain if appropriate care has been provided.

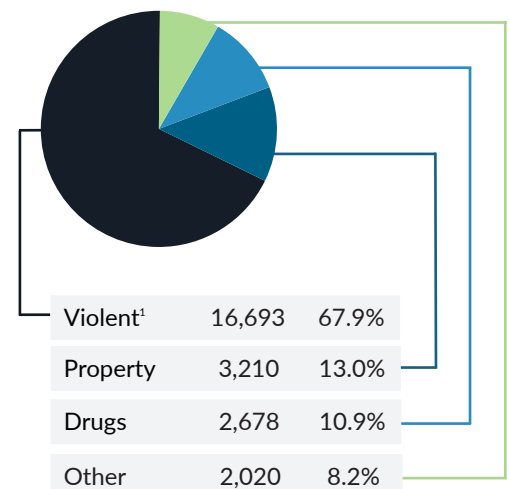
Currently, the facilities listed below serve relatively large populations of elderly inmates. Housing these inmates separate from the general population reduces the potential for predatory and abusive behavior by younger, more aggressive inmates and promotes efficient use of medical resources.

- The Reception and Medical Center has a 120-bed licensed hospital on-site in Lake Butler, Florida, and cares for chronically ill, elderly inmates in different dorms on campus.
- Central Florida Reception Center, South Unit, is specifically designated for special needs inmates, including the elderly, as well as palliative care inmates.
- Zephyrhills Correctional Institution has two dorms specifically designed for elderly inmates as well as inmates with complex medical needs.
- Lowell Correctional Institution has a dorm specifically designated for female inmates with complex medical needs, including the elderly.
- South Florida Reception Center - F-Dorm at South Florida Reception Center features 76 beds designated for long-term and palliative care. The facility also provides step down care for inmates who can be discharged from hospitals but are not ready for an infirmary level of care at an institution.
- Dade Correctional Institution has designated housing for approximately 423 elderly male inmates, ages 50 and older.
- Union Correctional Institution includes 656 beds for inmates ages 50 and older.
- FDC has eight Transitional Care Units, which are inpatient mental health units where elderly inmates with impairment in mental and cognitive functioning receive necessary care in a safe and protective environment.
- In addition, the Department has a Cognitive Treatment Unit at the Residential Continuum of Care facility at Wakulla Annex, to house inmates with mild to moderate dementia or traumatic brain injuries.

ELDERLY POPULATION BY OFFENSE TYPE ON JUNE 30, 2023

Type of Offense	Number	Percent
Murder, Manslaughter	5,942	24.2%
Sexual Offenses	5,736	23.3%
Robbery	2,303	9.4%
Violent Personal Offenses	2,459	10.0%
Burglary	2,767	11.2%
Theft/Forgery/Fraud	1,080	4.4%
Drug Offenses	2,678	10.9%
Weapons	519	2.1%
Other	1,117	4.5%

ELDERLY POPULATION BY OFFENSE TYPE ON JUNE 30, 2023



¹ Violent crimes include murder, manslaughter and violent personal offenses. Sexual offenses, robbery, burglary, theft/forgery/fraud may also be considered violent in instances where actual physical harm or threat of physical harm, or a reasonable probability existed that individual criminal acts could have resulted in unintended physical harm or the threat of physical harm.

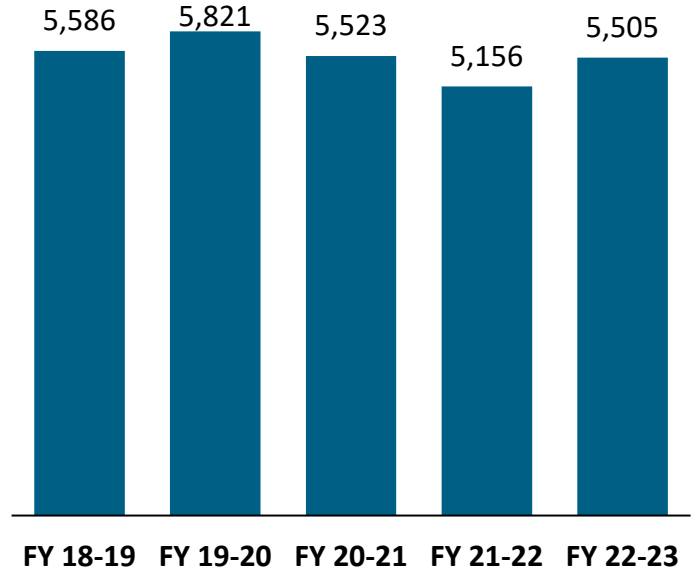
INSTITUTIONS | ELDERLY INMATES

CORRECTIONAL MEDICAL AUTHORITY (CMA)

In its FY 21-22 Annual Report and Update on the Status of Elderly Offender's in Florida's Prisons, the CMA agrees with national findings.

"As in the community, it is expected that elderly offenders will experience declining health and mobility and require assistance with activities of daily living. It is generally recognized that elderly offenders disproportionately impact correctional health care systems. They have complex needs that often require ongoing and extensive treatment and care. As Florida's prison population ages, FDC will be faced with increased and new organizational and financial challenges."

ELDERLY INMATE RELEASES OVER FIVE FISCAL YEARS



CHALLENGES FOR THE FUTURE

The average inmate is now over 42.5 years old, versus 32 years old in 1996. The aging population is estimated to continue to increase at a rapid pace as the next decade approaches. FDC has developed a projection of the elderly inmate population growth based on Criminal Justice Estimating Conference (CJEC) population estimates. As the projection for growth of the total inmate population is expected to increase over the next five years (a projected increase of 7,922 inmates), the elderly population is also expected to increase from 29% of the total population (24,601 as of June 30, 2023) to over 30% of the total population during that same five-year period.

FDC continues to assess the growing need for appropriate bed space for elderly inmates, especially those with complex medical or mental health needs, and implement solutions to meet the demand. FDC has constructed and opened a 598-bed Residential Mental Health Continuum of Care (RMHCC) program at Wakulla Correctional Institution. The RMHCC is an innovative initiative that uses specialized residential mental health units to improve treatment outcomes, promote safety and reduce costs. These specialized units provide protective housing and augmented treatment for inmates whose serious mental illness makes it difficult for them to adjust to the prison environment. The RMHCC uses specialized mental health units for diversion, stabilization, habilitation and rehabilitation, creating an inter-connected continuum of care at a singular location. This facility includes a Cognitive Treatment Unit where inmates with mild to moderate dementia or traumatic brain injuries receive specialized testing and services in a safe environment.

INSTITUTIONS | YOUTHFUL OFFENDERS

Section 958.11 (9), F.S., requires FDC to include in its Annual Report the assignment of youthful offenders (YOs) in its facilities. There are various means by which YOs are categorized within FDC. The assignment of these YOs by facility and category for FY 22-23 is identified in the below table.

DEPARTMENT-DESIGNATED YOUTHFUL OFFENDER

Section 958.11 (4), F.S., authorizes FDC to classify a person as a YO if they are at least 18 years of age, or have been transferred for prosecution to the criminal division of the circuit court pursuant to Chapter 985. The offender cannot have been previously classified as a YO, cannot be found guilty of a capital or life felony, be older than 24 and cannot be sentenced to more than 10 years.

DEPARTMENT-DECLARED VULNERABLE YOUTHFUL OFFENDER

Section 958.11 (9), F.S., authorizes FDC to assign an inmate to a YO facility if their age does not exceed 19 years and if FDC determines that the inmate's mental or physical vulnerability would jeopardize his or her safety in a non-youthful facility. Additionally, the inmate cannot be a capital or life felon.

COURT-ORDERED YOUTHFUL OFFENDER

Section 958.04, F.S., authorizes the court to sentence as a YO any person that is at least 18 years of age, or has been transferred for prosecution to the criminal division of the circuit court pursuant to Chapter 985, F. S. The person must have been younger than 21 years of age at the time the sentence was imposed for offenses committed on or after October 1, 2008. Additionally, the offender cannot have been previously classified as a YO, cannot have been found guilty of a capital or life felony, and cannot have been sentenced to prison for greater than 10 years.

YOUNG ADULT OFFENDER

Section 944.1905 (5)(a), F.S., mandates that FDC assign any inmate under 18, not meeting the provisions of section 958, F.S., to a YO facility. Such inmates are assigned to YO facilities until 18 years of age, but may remain assigned until age 21 if FDC determines that continued assignment is in the best interest of the inmate and the assignment does not pose an unreasonable risk to other inmates in the facility.

RECIDIVISM

Section 958.045(14), F.S., mandates that FDC shall develop a system for tracking recidivism, including but not limited to, rearrests and recommitment of YOs, and shall report on that system in its annual reports of the programs. Recidivism is calculated by comparing an inmate's prison release date to the date of rearrest or readmission to prison over a three-year period. YOs were defined as inmates who were less than 21 years of age at admission and were less than 24 years of age at release with a YO provision. This excludes inmates convicted of a capital or life felony offense. Of the 557 inmates released in 2019 who met this criteria, 75.6% were rearrested and 30.3% were returned to prison within three years of release.

Location	Department-Designated Youthful Offenders	Inmates with Emotional/Physical Vulnerability	Court Ordered Youthful Offenders	Young Adult Offender	Total Population
Central Florida Reception Center - Main	7	0	1	0	8
Lake City Correctional Facility (Private)	578	8	238	6	830
Lowell CI	36	3	14	0	53
Northwest Florida Reception Center - Annex	16	0	3	0	19
Reception and Medical Center - Main	16	0	11	0	27
South Florida Reception Center	20	1	1	0	22
Suwannee CI	30	12	19	4	65
Work Release Centers	42	0	17	0	59
All Other Facilities	12	1	5	1	19
Total	757	25	309	11	1,102

INSTITUTIONS | VIOLENT PREDATORS

In 1998, the Florida Legislature enacted the Involuntary Civil Commitment of Sexually Violent Predators Act allowing for the civil commitment of sexually violent predators. The Act defines “Sexually Violent Predators” as persons who have been convicted of a sexually violent offense and have a mental abnormality or personality disorder that makes them likely to engage in future acts of sexual violence if not confined in a secure facility for long-term control, care and treatment.

Section 394.931 F.S., requires FDC to compile recidivism data on those referred, detained, or committed to FDC as part of the Sexually Violent Predators Program (SVPP) and include the data in FDC’s Annual Report. In this instance, recidivism is defined by FDC as the return to prison because of either a new conviction, or a violation of post-release supervision any time after referral to the SVPP.

The SVPP is part of the Substance Use Disorder and Mental Health Program Office of Department of Children and Families (DCF). Individuals with a history of qualifying sexually motivated offenses are referred to SVPP prior to their release from FDC, Department of Juvenile Justice (DJJ), Florida State Hospital or county jails. SVPP collects all available information about the referred individual’s sexual, criminal, mental health and personal history and determines whether this individual meets the clinical definition as a sexually violent predator as defined by the Act. DCF makes a recommendation to the State Attorney regarding whether a petition should be filed to pursue civil commitment. The court determines whether the individual is a sexually violent predator to be committed to DCF.

The following table presents data on those referred, detained or committed to the SVPP by one of the four agencies and tracks those that returned to prison after SVPP referral.

RECIDIVISM OF OFFENDERS REFERRED, DETAINED OR COMMITTED TO SVPP

Fiscal Year of Release	Referral Source									
	Assistant State Attorney / County Jails		FDC		DJJ		DCF State Hospital		Total	
	No Return	Returned	No Return	Returned	No Return	Returned	No Return	Returned	No Return	Returned
FY 18-19	144	85	2,433	1,265	9	18	79	5	2,665	1,373
FY 19-20	124	74	2,638	1,166	8	8	53	4	2,823	1,252
FY 20-21	94	48	2,679	1,024	14	7	49	1	2,836	1,080
FY 21-22	80	38	2,764	790	8	1	47	0	2,899	829
FY 22-23	114	23	3,246	457	3	0	40	1	3,403	481



INSTITUTIONS | EDUCATION

FDC provides academic education, career and technical education, library services and life skills programs to incarcerated individuals. The programs are designed to help inmates better themselves and equip them with competencies conducive to successful social reintegration. FDC administers the programs utilizing credentialed, certified teachers, with the assistance of Inmate Teacher Assistants (ITA) and volunteers.

A summary of participants and graduates of these programs is illustrated below.

FY 22-23 EDUCATION, CAREER AND TECHNICAL CERTIFICATES AWARDED

Type of Award Locations	GED*	Higher Education (College / University Academic Degrees)***	Career / Technical Certificates**	Industry Certificates**	Total
Correctional Institutions	1,143	37	1,117	8,703	10,965
Private Institutions	249	3	555	21	825
Total	1,392	40	1,672	8,724	11,790

PARTICIPATION IN CORRECTIONAL EDUCATION CLASSES IN FY 22-23

Enrollments ³	Academic Education*	Workforce Development**	Higher Education (College / University Academic Degrees)***	Total
Correctional Institutions				
Number of Participants ¹	11,290	5,181	387	16,858
Number of Completions ²	2,548	4,517	37	7,102
Private Institutions				
Number of Participants ¹	3,625	2,122	97	5,844
Number of Completions ²	621	549	3	1,173
Total Completions	3,169	5,066	40	8,275

¹Includes carryover enrollments from FY 21-22 and new enrollments during FY 22-23.

²Participants and Completers may be counted across all the programs.

³Inmates participating in these programs met specific TABE requirements and release parameters.

*Academic Education:

- Participant is defined as an inmate who was given the TABE assessment and participated in a Mandatory Literacy, Adult Basic Education, or GED program during the fiscal year.
- Completer is defined as an inmate who was given the TABE assessment and completed a Mandatory Literacy, Adult Basic Education, or GED program during the fiscal year.
- GED completer is defined as an inmate who earned GED during the fiscal year.

**Workforce Development:

- Participant is defined as an inmate who participated in a career/technical education or industry-recognized program during the fiscal year.
- Completer is defined as an inmate who earned a career/technical education or industry-recognized program certificate/credential during the fiscal year.
- Industry completer is defined as an inmate who was awarded an industrial credential during the fiscal year.

***Higher Education:

- Participant is defined as an inmate who participated in a college/university academic degree program during the fiscal year.
- Completer is defined as an inmate who earned a college/university academic degree during the fiscal year.

INSTITUTIONS | LITERACY LEVELS

Section 944.801 (3)(g) F.S., requires FDC to include in its Annual Report a summary of change in literacy levels of Correctional Education (CE) students during the fiscal year. To that end, this section presents the results of Test of Adult Basic Education (TABE) for CE students. TABE tests administered to students during FY 22-23 were scored using TestMate and the Advanced Module of the TestMate System (test scoring and reporting system). Inmate names and DC numbers were used to track those who achieved literacy level completions as indicated by their pre-test and post-test assessments during this period.

This summary includes the 5,964 inmate students who, during this period, had matching pre- and post-test assessments in all three of the subject areas: Mathematics, Reading, and Language. The chart below illustrates the academic gains made in each subject in terms of completing at least one or more literacy completion levels. The gains shown below only represent students who completed a TABE pre- and post-test in terms of Mathematics matching scores, 49.0% of inmate students demonstrated gains of one or more levels. In Reading, 54.5% of inmate students advanced one or more levels. For Language, 52.8% of the inmate students showed academic gains of one or more levels.

AVERAGE GAINS EXPRESSED IN GRADE LEVEL

Pre-test Level (total inmates with both pretest and post-test: 5,964)	Math			Reading			Language		
	Inmates Who Did Not Improve the Level	Inmates Who Advanced One or More Levels	All Inmates With Both Pre- and Post-test	Inmates Who Did Not Improve the Level	Inmates Who Advanced One or More Levels	All Inmates With Both Pre- and Post-test	Inmates Who Did Not Improve the Level	Inmates Who Advanced One or More Levels	All Inmates With Both Pre- and Post-test
ABE Beginning Literacy (0.0-1.9)	228	415	643	227	405	632	483	573	1,056
ABE Beginning Basic Education (2.0-3.9)	973	1,283	2,256	950	1,064	2,014	1,057	1,372	2,429
ABE Intermediate Low (4.0-5.9)	2,019	1,209	3,228	1,334	1,184	2,518	1,407	1,068	2,475
ABE Intermediate High (6.0-8.9)	359	496	855	788	959	1,747	371	575	946
ASE Low (9.0-10.9)	8	39	47	121	442	563	47	167	214
ASE High (11.0-12.9)	0	1	1	7	53	60	4	8	12
Total	3,587	3,443	7,030	3,427	4,107	7,534	3,369	3,763	7,132

ABE = Adult Basic Education

ASE = Adult Secondary Education

Pretest: Most recent TABE test before first enrollment up to 30 days after first enrollment (since January 1, 2019).

Posttest: Highest TABE test taken during FY 22-23 (after the pretest and enrollment date).

Completed the Level : Posttest reached the maximum score of the pretest scale level.

Advanced One or More Level: Posttest achieved was higher than the pretest scale level.



INSTITUTIONS | INMATE DRUG TESTING

Section 944.473 (3), F.S., mandates that FDC report the number of random and reasonable suspicion substance use tests administered in the fiscal year, the number of positive and negative results and the number of inmates requesting and participating in substance use disorder treatment programs as part of its Annual Report.

FDC’s Inmate Drug Testing Unit currently oversees the random drug testing program, substance use disorder program drug testing and “for cause” drug testing for all correctional facilities statewide and randomly drug tests thousands of inmates annually.

Inmates are chosen for random and substance use disorder program drug testing based on a random computer-generated selection system. Selection of inmates for “for cause” drug testing is based on reasonable suspicion of involvement with drugs or alcohol.

Drug testing enables FDC to detect and identify inmates using illicit drugs, including abuse of prescription drugs or alcohol. Furthermore, the role of drug testing has been recognized as highly effective in identifying those who have substance use disorder problems, getting inmates into treatment and monitoring them during the treatment process.

DRUG TEST RESULTS FOR FY 22-23

Type of Test	Valid Tests	Negative Tests	Positive Tests	Positive Rate	Drug-Test Positive					
					Alcohol	Cannabis	Cocaine	Opiates	Other	Total
Random	58,075	57,302	773	1.3%	2	479	15	11	323	830
For Cause	1,751	1,225	526	30.0%	4	117	8	4	424	557

During FY 22-23 there were 141 inmates who participated in a substance use treatment course with a positive drug test within a year prior to enrollment. 104 inmates were considered repeat substance use offenders, having two or more positive drug tests during FY 22-23. Compare this with results from the previous fiscal year in which there were 96 inmates who enrolled in a substance use treatment course with a drug test within a year prior to enrollment and 35 inmates had at least two positive random or for-cause drug tests. One of the more recent substance use disorder problems plaguing Florida institutions is the use of synthetic cannabinoids (K2 or Spice), cathinones (bath salts) and opioids such as fentanyl. Some drug users, especially those undergoing drug treatment or rehabilitation, resort to these synthetic drugs as an alternative to marijuana. K2 and related synthetic substances are considered highly dangerous. Some of the adverse effects associated with these drugs include aggression, mood swings, altered perception, paranoia, panic attacks, heart palpitations and respiratory complications.

Synthetic drugs have been difficult to control because they can be derived from common household products. Additionally, they are typically blended with other substances or coated on other materials making them almost impossible to identify and to determine their makeup or quantity. Although some synthetics are currently classified as controlled substances, most are undetectable by standard drug testing. Recently, new drug testing kits have become available that are capable of detecting some of the compounds in K2, Spice and Fentanyl through urine or blood testing. FDC currently tests the inmate population for K2 randomly, in instances where there is reason to believe an inmate has used K2 (for-cause testing) and for inmates participating in mandatory substance use disorder programs. To combat the use of synthetic drugs, FDC continues to apply new approaches and technologies to both eliminate the introduction of contraband in the institutions, as well as to detect and treat their effects on inmates.

INSTITUTIONS | SUBSTANCE USE

IN-PRISON

Inmates incarcerated in correctional institutions are screened for substance use disorder treatment needs.

Outpatient Program - A four-to-six month program, depending upon individual treatment need. Outpatient Services provide individual and group counseling for inmates who have substance use disorder issues. Outpatient Services can be a step-down program for the more intensive Residential Therapeutic Community. They can also be an initial program for those whose time is limited for pre-release services and they need other types of services while still incarcerated in order to have the best opportunity of successful reintegration in the community. Groups meet twice weekly with an individual session held monthly, at a minimum. Recipients are inmates housed in the Florida Department of Corrections who have been mandated for substance use disorder treatment program participation.

Intensive Outpatient Program - A four-to-six month substance use disorder intensive outpatient licensed program provided to inmates at designated institutions throughout the state. Treatment occurs for half a day, at least four days per week and inmates participate in a minimum of 12 hours of counselor supervised activities. These activities include group and individual counseling. The inmates spend the remainder of their days performing institutional work assignments.

Residential Therapeutic Community Program - A nine-to-12 month Therapeutic Community (TC) program housed within an institution. The program is divided into four phases. Inmates are housed together in the same dormitory, segregated from non-program inmates. Services are provided in a positive, supportive environment wherein participants share similar problems of chemical abuse and patterns of criminal thinking. They live and work together to change their lives while residing in the therapeutic community. The TC model emphasizes structure, responsibility, credibility, accountability, discipline, consistency and limit setting with consequences.

ON-SUPERVISION

Offenders on supervision also participate in substance use disorder treatment programs in one of the following forms.

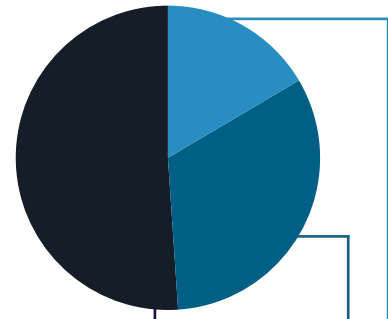
Outpatient - Substance use disorder treatment for offenders who maintain residence and employment in the community. Services provided include assessment, individual, group or family sessions along with drug education classes.

Nonsecure - A six-month residential substance use disorder treatment program consisting of a two-month intensive treatment component followed by a four-month employment/re-entry component.

Secure - This long-term residential substance use disorder treatment program involves a structured environment focusing upon all aspects of substance use rehabilitation including job training and educational programs. This therapeutic community model consists of up to 12 months of intensive treatment and up to six months of an employment and re-entry component.

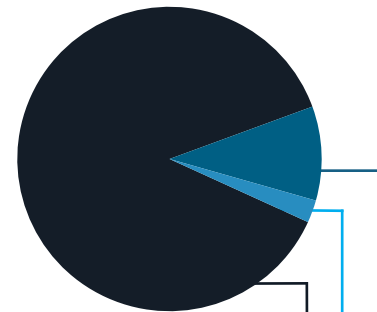
Chapter 944.4731(4) F.S., requires FDC to include in its Annual Report a measure of post release job placement for offenders that participated in Addiction Recovery. The Department shall measure the offender's employment status for one year following completion of the program. In FY 22-23, 146 offenders completed Addiction Recovery. When the offenders completed their term in transitional housing, 25.3% (37 of 146) were employed.

INMATE-BASED SUBSTANCE USE DISORDER PROGRAMS



Outpatient	4,120	51.1%
Intensive Outpatient	2,616	32.4%
Residential Therapeutic Community	1,332	16.5%
Total	8,068	100%

COMMUNITY-BASED SUBSTANCE USE DISORDER PROGRAMS



Outpatient	20,659	87.6%
Nonsecure	2,354	10.0%
Secure	574	2.4%
Total	23,587	100%

INSTITUTIONS | CONTRABAND & STG

The Bureau of Intelligence was created in April 2016 with the initial mission to integrate an intelligence-led corrections model into daily institutional operations.

Having progressed into 2023, the Bureau's current primary mission is to provide timely, relevant, accurate and synchronized intelligence to tactical, operational and strategic level managers and leaders within FDC.

The Bureau of Intelligence produces intelligence both for FDC use and for sharing across the local and national intelligence communities. The Bureau focuses on a hybrid combination of criminal intelligence strategies and business intelligence. Both areas stem from data analytics to create a cohesive, evidence-based approach towards producing a safe and secure environment among institutions while advancing FDC's strategic initiatives.

The Bureau of Intelligence is comprised of several divisions specializing in their own specific disciplines of correctional enforcement and intelligence:

CANINE INTERDICTION

Equipped with 31 highly trained canines (K9) and handlers, interdiction teams are dispatched in unannounced search and recovery deployments to detect and recover contraband. Interdiction teams are frequently deployed to provide searches of agency staff and visitors entering our institutions, vehicles in the institution parking lots and inmate work sites on and off state property. Intelligence leads derived from data evidence often direct teams to when and where threats may be located. The teams respond to the targeted areas for contraband recovery efforts.

SECURITY THREAT GROUPS (STG)

The mission of the Security Threat Intelligence Unit (STIU) is to effectively validate Security Threat Groups (gang) related persons, gather intelligence on STG-related activities and provide investigative efforts in all STG-related occurrences. Operating within the Bureau of Intelligence, the STIU is tasked with maintaining and supervising FDC's STG program which consists of 16,992 inmates in over 1,200 gangs ranging from those nationally known to local street gangs. This unit, combined with mobile strike force teams, provides FDC with a dedicated and well-qualified STG work force that can quickly and efficiently respond to STG related incidents within a specific institution.

The STIU collects, analyzes and distributes intelligence related to criminal gang activity both within and outside the state correctional system.

The STIU assists institutional staff by reviewing gang-related incidents as they occur in prison settings, and by making recommendations for relocating or restricting inmates based on their role in these incidents.

The STIU utilizes the Security Threat Operational Review Management System (STORMS) as the primary method of recording and communicating disruptive behavior of STG members, and any other activities of which they may be involved. An intelligence gathering tool, STORMS stores data on suspected and confirmed members of STGs who are currently incarcerated, confirmed members of STGs and those who are released from Department custody. STORMS is designed to give FDC and other Law Enforcement agencies a blueprint of gang activities in Florida by permitting Department staff to conduct gang trend analysis, tattoo analysis, etc. in order to evaluate any information deemed critical to the orderly operation of FDC and the safety of the citizens of the state.

RECOVERED CONTRABAND FOR FY 22-23

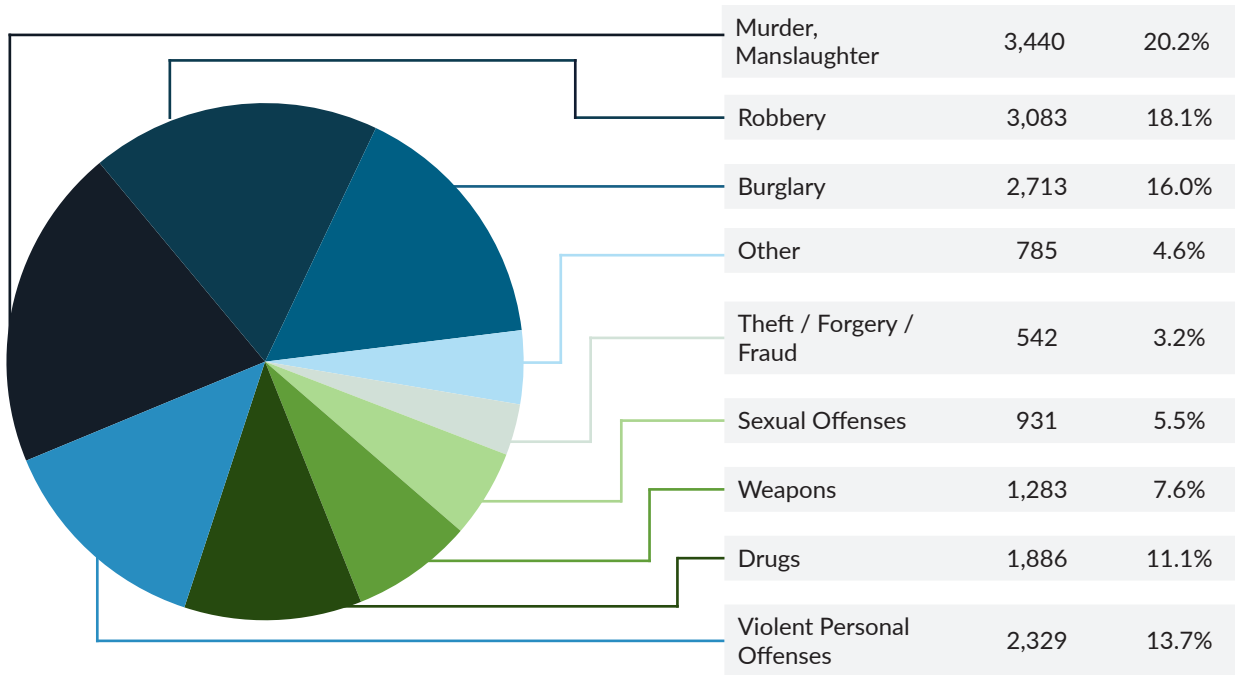
Contraband Type	Amount
Tobacco (grams)	348,834
Drugs (grams)	
Marijuana	33,973
K2 (Synthetic Cannabinoid)	22,240
Cocaine (powder and crack)	31,925
Fentanyl/Oxycodone	9,065
Other (Heroin, Meth, Methadone)	48,885
Narcotic Pills (each)	1,350
Prescription Medicine (each)	614
Weapons	
Shank/Bladed Weapon	7,831
Lock in Sock	172
Nail/Sharp	53
Razor Type Weapons	191
Communication Devices	
Communication Devices	1,139
Cell Phones	6,556
Cell Phone Accessories (charger, SIM card, battery pack)	6,757

IDENTIFIED STG MEMBERS

Fiscal Year Date	Total
FY 21-22	16,064
FY 22-23	16,992

INSTITUTIONS | CONTRABAND & STG

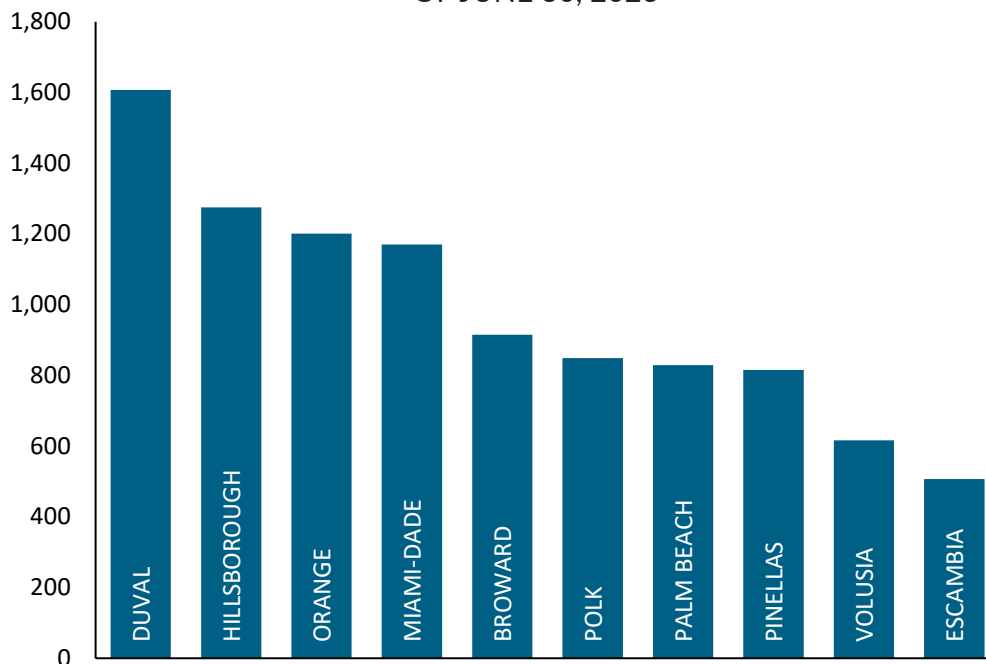
STG INMATES BY PRIMARY OFFENSE GROUP AS OF JUNE 30, 2023



FDC also monitors the anticipated number of STG inmates that will be released back to their communities over the next year. These estimates are based on the end of sentence (EOS) dates determined for the inmates and the identification of those who are STG.

For FY 23-24, it is estimated that 20,154 inmates will be released from prison and that 3,672 of those inmates (18.2%) have gang affiliations. FDC staff consistently coordinate with local Law Enforcement in each county to notify them of the STG inmates scheduled to be released in their county. Additionally, the 3,672 STG inmates scheduled for release are comprised of members from 490 different gangs with the greatest amount of those being members of the Gangster Disciples (338) and the Latin Kings (272).

TOP TEN COUNTIES FOR STG CONVICTIONS AS OF JUNE 30, 2023



INSTITUTIONS | CONTRABAND & STG

STRATEGIC ANALYSIS UNIT


In recognizing that corrections operations pose a unique criminal environment, and understanding that the criminal nexus can reach beyond the boundaries of our facilities, the future of institutional security will be defined by the ability of corrections professionals to distinguish patterns, trends and threats from an overwhelming tangle of information.

One role of the Strategic Analysis Unit is to assist facility personnel in the collection, organization and dissemination of intelligence so that it may be applied appropriately. This is especially vital to a facility because analysts examine crime patterns and trends in the context of the environment where they take place.

The Strategic Analysis Unit utilizes current and historical data resources to identify trends and patterns to detect threats to FDC operations. Data collected from phone calls, mail, video systems, observation or incident reports can be synchronized with investigative data and forensics to develop cases or prevent incidents that could prove detrimental to facility operations or inmate/staff safety.

Analytics assist the Department in targeting institutions and specific areas of concern to focus resources where they may have the greatest impact in reducing contraband and gang activity. These data-driven decisions are the result of intelligence-led corrections operations and are essential in reducing incidents and preventing harm to FDC staff or inmates. Intelligence information developed often links to individuals associated with STG groups or organized criminal enterprises, both inside and outside of our facilities.

Additionally, vital intelligence information is shared with command staff and external stakeholders to notify them of the discoveries and the potential risks involved.



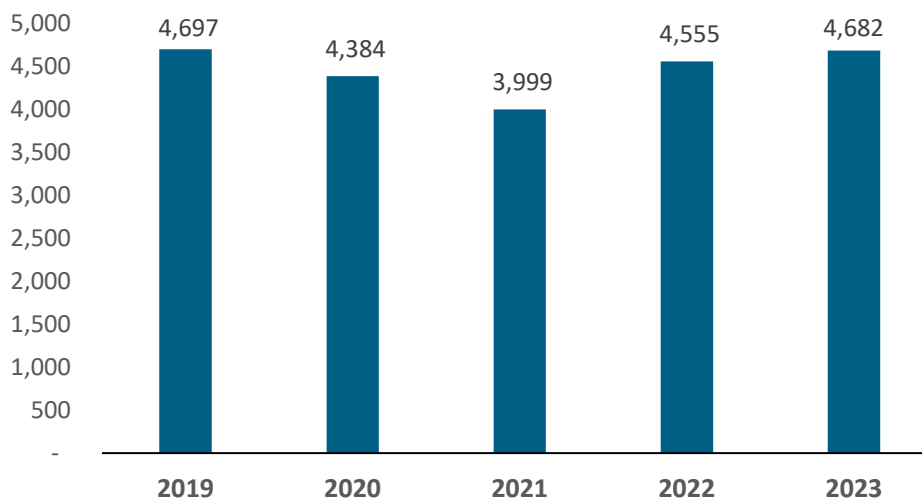
INSTITUTIONS | ALIEN INMATES

An alien inmate is one who does not have U.S. citizenship. Newly admitted inmates are referred to Immigration and Customs Enforcement (ICE, formerly part of INS) agents, who identify and investigate those who may be aliens.

On June 30, 2023, Florida prisons housed 4,682 confirmed alien inmates. This is 127 more than the June 30, 2022 total of 4,555.

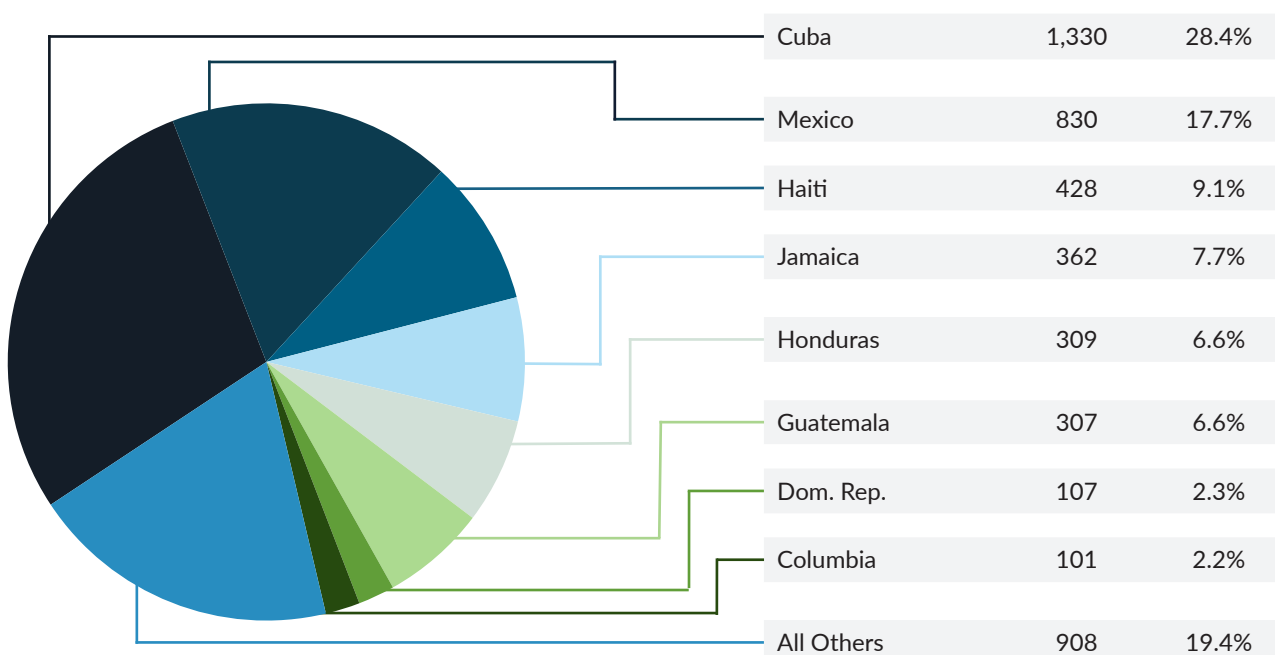
Alien inmates may be deported promptly after release from prison, if (1) they have been ordered out of the country, (2) have no further appeals of their final deportation order, and (3) are from a country to which the United States can deport them. Other alien inmates are transferred to ICE for further immigration and deportation proceedings. In some instances, ICE will not receive and detain the inmate (primarily when the inmate is from a country to which they cannot be deported).

FLORIDA'S ALIEN INMATE POPULATION AS OF JUNE 30, 2023



Approximately 79.2% of confirmed alien inmates are in prison for violent crimes followed by 9.0% for property crimes, 7.5% for drug crimes, and 4.4% for other crimes.

BIRTH COUNTRIES OF CONFIRMED ALIENS ON JUNE 30, 2023



INSTITUTIONS | RE-ENTRY INITIATIVES

ID CARDS

Pursuant to s. 944.605 (7)(f) F.S., FDC shall provide a report that identifies the number of inmates released with and without identification cards (IDs), specifies any impediments to obtaining IDs and provides recommendations to improve obtaining release documents and ID cards for all inmates.

A total of 23,090 inmates were released during FY 22-23. Of this total, FDC was responsible for providing identification cards to 10,341 of the released inmates subject to ID eligibility requirements listed in s. 944.605 (7)(b), F.S.

The total number of inmates released with an ID during FY 22-23 was 8,315 (80.4%) and the total released without IDs was 2,026 (19.6%). Additionally, of the 2,026 inmates without IDs, 80.5% (1,631) were ID prepared, but unable to acquire an ID prior to release.

ID prepared inmates are those that have obtained and completed all the paperwork necessary to obtain an ID, but were unable to access the Florida Department of Highway Safety and Motor Vehicles Florida Licensing on Wheels (FLOW Unit) identification events held at FDC institutions and privately-operated facilities.

PARTNER AGENCIES

Pursuant to s. 946.516 (2) F.S., a report on post release job placement and the rate of subsequent contact with the correctional system for those inmates who have participated in the correctional work programs operated by the Prison Rehabilitative Industries and Diversified Enterprise, Inc. (PRIDE) corporation and by FDC shall be included in the Annual Report.

PRIDE is a state-authorized, private, not-for-profit, internationally recognized inmate training company operating general manufacturing and services facilities in correctional institutions throughout the State of Florida. Since 1981, when the Florida Legislature authorized the company to manage and operate the state's correctional industries, PRIDE has trained thousands of prison inmates and has provided them with marketable and accredited job skills.

During FY 22-23, PRIDE trained 2,600 inmates who worked almost 2.33 million hours in 40 diverse industries, farms and operations located in 18 correctional facilities. Many of these inmates were trained in modern high technology trades including print and digital information, garments and apparel, furniture manufacturing, vehicle renovation, metal fabrication, as well as dental and optical fields.

Additionally, as provided in its annual reporting, 88% of PRIDE-trained former inmates were placed into full-time jobs and only 9.5% of PRIDE's former workers recidivate.



Prison Rehabilitative Industries and Diversified Enterprises, Inc. (PRIDE)

PRIDE Enterprises
 223 Morrison Road, Brandon, FL 33511
 813-324-8700 (phone)
info@pride-enterprises.org
www.pride-enterprises.org

COMMUNITY CORRECTIONS | POPULATION

For any specified date, the Community Corrections offender population consists of ALL offenders actively under supervision and those on supervision but temporarily unavailable for direct supervision because of known and designated reasons.

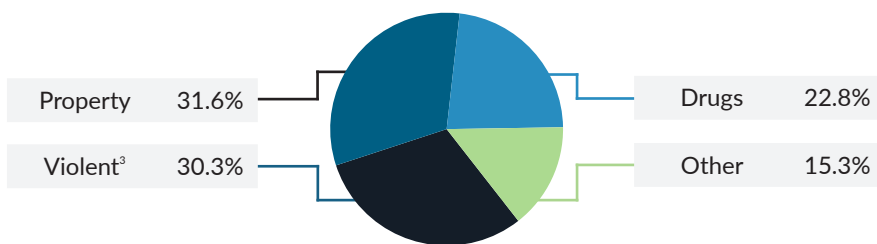
This section includes statistics on Florida's offender population as of June 30, 2023.

GENERAL CHARACTERISTICS BY OFFENSE TYPE

Type of Offense ¹	Number	Percent	Avg. Sentence Length in Years ²	Avg. Age at Offense
Murder, Manslaughter	2,218	1.6%	15.2	28.4
Sexual Offenses	6,960	4.9%	10.4	35.0
Robbery	4,234	3.0%	6.7	25.9
Violent Personal Offenses	28,842	20.5%	3.8	33.9
Burglary	13,646	9.7%	4.0	29.8
Theft/Forgery/Fraud	31,737	22.5%	4.4	34.4
Drug Offenses	32,174	22.8%	2.9	34.5
Weapons	7,716	5.5%	2.9	30.0
Other	13,339	9.5%	3.0	36.3

¹ Data unavailable = 112

² Sentence lengths of 50 years or longer are coded as 50 years for calculation of averages.



³ Violent crimes include murder, manslaughter and violent personal offenses. Sexual offenses, robbery, burglary, theft/forgery/fraud may also be considered violent in instances where actual physical harm or threat of physical harm, or a reasonable probability existed that individual criminal acts could have resulted in unintended physical harm or the threat of physical harm.

GENERAL CHARACTERISTICS

Gender		
Male	108,941	77.3%
Female	32,037	22.7%

Race/Ethnicity		
White Male	50,351	35.7%
White Female	18,755	13.3%
Black Male	35,931	25.5%
Black Female	9,448	6.7%
Hispanic Male	22,021	15.6%
Hispanic Female	3,668	2.6%
Other Male	638	0.5%
Other Female	166	0.1%

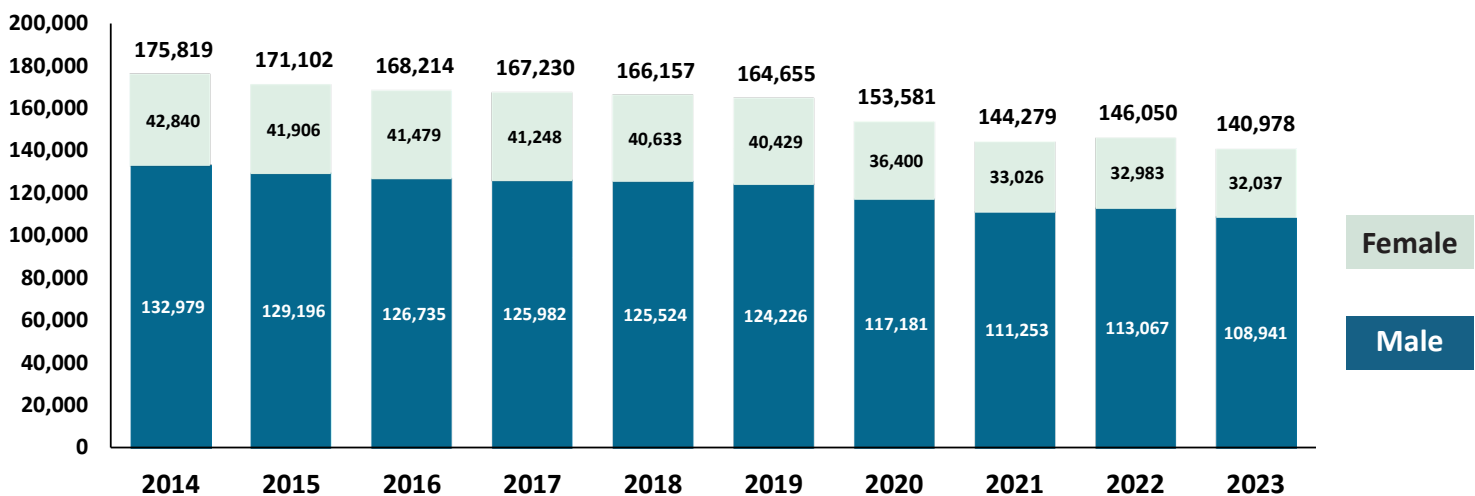
Age on June 30, 2023 ⁴		
17 & Under	79	0.1%
18-24	15,044	10.7%
25-34	36,524	25.9%
35-49	49,163	34.9%
50-59	22,109	15.7%
60 and Over	18,046	12.8%

Prior FDC Supervision Commitments ⁵		
0	84,113	59.7%
1	29,078	20.6%
2	13,055	9.3%
3	6,673	4.7%
4+	7,933	5.6%

⁴ Data unavailable = 13

⁵ Data unavailable = 126

COMMUNITY CORRECTIONS POPULATION AS OF JUNE 30, 2023



COMMUNITY CORRECTIONS | ADMISSIONS

Supervision admissions refer to the number of offenders beginning a new period of community supervision by FDC. This would be the result of a new offense or the revocation of existing supervision followed by an immediate imposition of new supervision. It does not include offenders already on supervision who receive an additional sentence for an offense separate from the one that initially placed them on supervision.

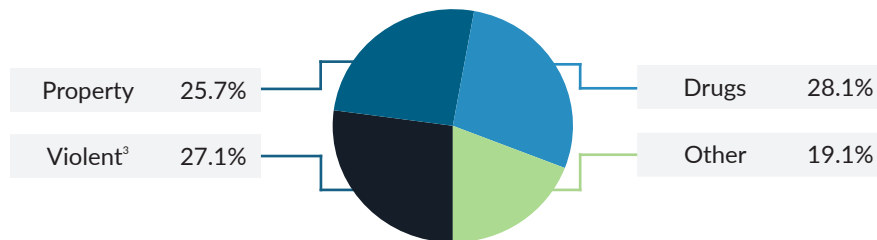
This section includes statistics on the number of offenders who were admitted to the Florida supervision system during the period of July 1, 2022- June 30, 2023.

GENERAL CHARACTERISTICS BY OFFENSE TYPE

Type of Offense ¹	Number	Percent	Avg. Sentence Length in Years ²	Avg. Age at Admission
Murder, Manslaughter	547	0.8%	7.9	28.4
Sexual Offenses	1,583	2.3%	6.6	35.2
Robbery	1,549	2.3%	3.6	28.7
Violent Personal Offenses	14,456	21.2%	2.6	35.5
Burglary	5,865	8.6%	2.6	32.2
Theft/Forgery/Fraud	12,006	17.6%	2.5	35.2
Drug Offenses	19,132	28.1%	2.1	35.3
Weapons	5,237	7.7%	2.1	29.5
Other	7,814	11.5%	2.1	37.0

¹ Data unavailable = 10

² Sentence lengths of 50 years or longer are coded as 50 years for calculation of averages



³ Violent crimes include murder, manslaughter and violent personal offenses. Sexual offenses, robbery, burglary, theft/forgery/fraud may also be considered violent in instances where actual physical harm or threat of physical harm, or a reasonable probability existed that individual criminal acts could have resulted in unintended physical harm or the threat of physical harm.

GENERAL CHARACTERISTICS⁴

Gender		
Male	51,587	75.6%
Female	16,612	24.4%

Race/Ethnicity		
White Male	23,216	34.0%
White Female	9,905	14.5%
Black Male	19,247	28.2%
Black Female	4,757	7.0%
Hispanic Male	8,788	12.9%
Hispanic Female	1,856	2.7%
Other Male	336	0.5%
Other Female	94	0.1%

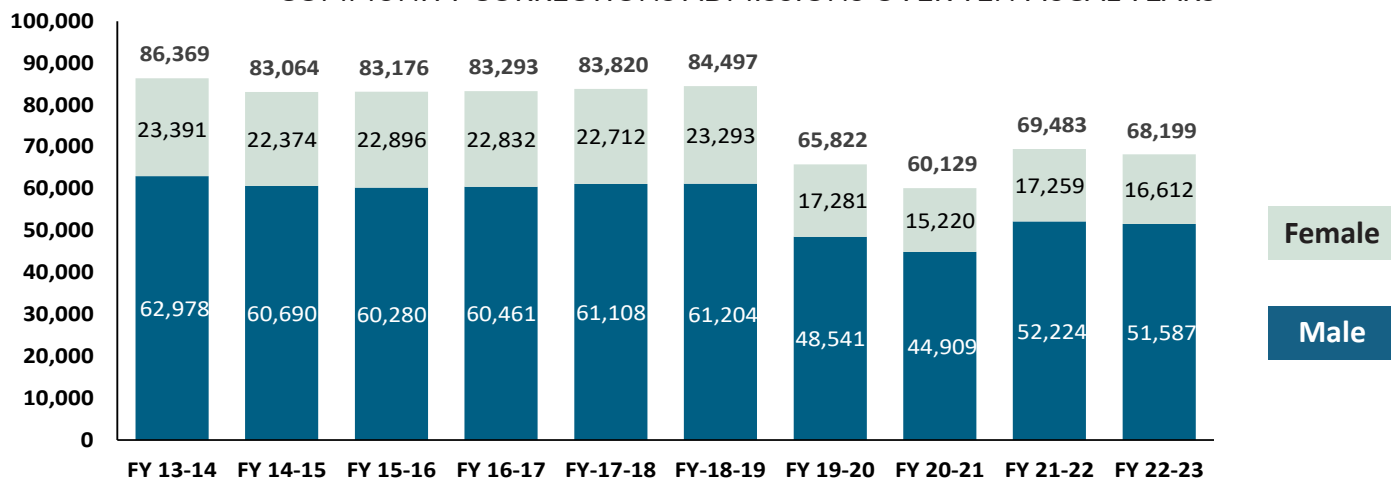
Age at Admission ⁵		
17 & Under	124	0.2%
18-24	11,906	17.5%
25-34	21,864	32.1%
35-49	23,164	34.0%
50-59	7,447	10.9%
60+	3,688	5.4%

Prior FDC Supervision Commitments		
0	35,792	52.5%
1	14,926	21.9%
2	7,608	11.2%
3	4,187	6.1%
4+	5,686	8.3%

⁴ Due to rounding, percentages may not total 100%.

⁵ Data unavailable = 6

COMMUNITY CORRECTIONS ADMISSIONS OVER TEN FISCAL YEARS



COMMUNITY CORRECTIONS | RELEASES

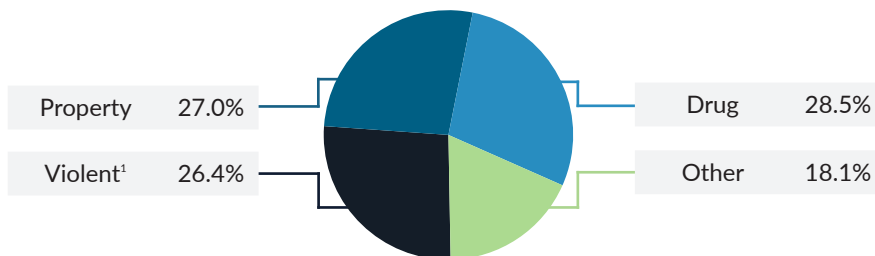
The Community Corrections release population consists of all offenders permanently removed from FDC from a specific term of supervision due to satisfaction of sentence, a pardon, return to another state, death, revocation, or other court action. The following tables and charts detail the characteristics of offenders who were released from the Florida supervision system between July 1, 2022 and June 30, 2023.

- The number of offenders released from community supervision in FY 22-23 increased by 0.1% from the previous year, from 66,981 in FY 21-22 to 67,068 in FY 22-23.
- Half (50.3%) of releases had no prior state of Florida community supervision.
- Over two-thirds of community supervision releases were between the ages of 35-49 (35.6%) and 25-34 (32.5%).
- Almost 30% of community supervision offenders released had drug offenses.

GENERAL CHARACTERISTICS BY OFFENSE TYPE

Type of Offense	Number	Percent
Murder, Manslaughter	579	0.9%
Sexual Offenses	1,499	2.2%
Robbery	1,823	2.7%
Violent Personal Offenses	13,470	20.1%
Burglary	6,099	9.1%
Theft/Forgery/Fraud	12,313	18.4%
Drug Offense	19,124	28.5%
Weapons	4,635	6.9%
Other	7,526	11.2%

* Sentence lengths of 50 years or longer are coded as 50 years for calculation of averages.



¹ Violent crimes include murder, manslaughter and violent personal offenses. Sexual offenses, robbery, burglary, theft/forgery/fraud may also be considered violent in instances where actual physical harm or threat of physical harm, or a reasonable probability existed that individual criminal acts could have resulted in unintended physical harm or the threat of physical harm.

GENERAL CHARACTERISTICS²

Gender		
Male	50,283	75.0%
Female	16,785	25.0%

Race/Ethnicity		
White Male	23,455	35.0%
White Female	10,316	15.4%
Black Male	18,418	27.5%
Black Female	4,580	6.8%
Hispanic Male	8,124	12.1%
Hispanic Female	1,803	2.7%
Other Male	286	0.4%
Other Female	86	0.1%

Age at Release ³		
17 & Under	9	0.0%
18 - 24	8,989	13.4%
25 - 34	21,825	32.5%
35 - 49	23,878	35.6%
50 - 59	7,964	11.9%
60+	4,397	6.6%

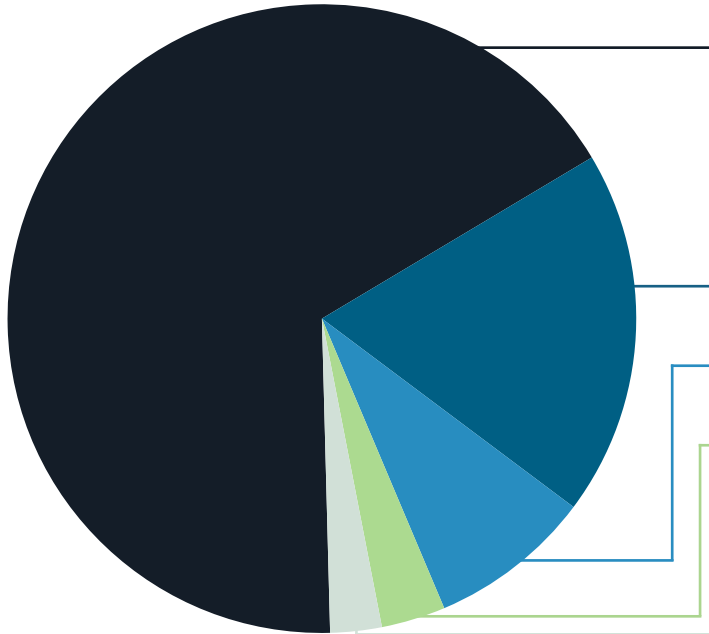
Prior FDC Supervision Commitments		
0	33,713	50.3%
1	15,353	22.9%
2	7,899	11.8%
3	4,359	6.5%
4+	5,744	8.6%

² Due to rounding, percentages may not total 100%.

³ Data unavailable = 6

A LOOK AT FY 22-23 | BUDGET

FDC's Annual Budget for FY 22-23 was over \$2.96 billion and can be broken down into the following categories:



TOTAL OPERATING EXPENDITURES

Security & Institutional operations	\$1,976,587,586	66.9%
Health Services	\$555,714,818	18.8%
Community Corrections	\$248,599,653	8.4%
Education & Programs	\$97,619,347	3.3%
Department Administration	\$78,224,574	2.7%
Total	\$2,956,745,978	100%

FIXED CAPITAL OUTLAY

Category	Expenditures
Construction/Maintenance	\$9,850,669
Debt Service	\$50,934,444
Total Fixed Capital Outlay	\$60,785,113

OTHER REVENUES COLLECTED

Collections	Amount
Cost of Supervision Fees ¹	\$18,296,427
Restitution, Fines, Court Cost ²	\$44,817,267
Subsistence and other Court Ordered ²	\$17,462,619
Inmate Bank ³	
Deposits	\$122,920,255
Disbursements	\$133,754,419
Total Assets	\$32,524,537
Other Activity	
Revenue from Canteen Operations ⁴	\$27,028,010
Inmate Telephone Commissions	\$5,000,000

¹ All funds are deposited into General Revenue (GR).

² These fees are dispersed to victims, courts and any entity determined by the court.

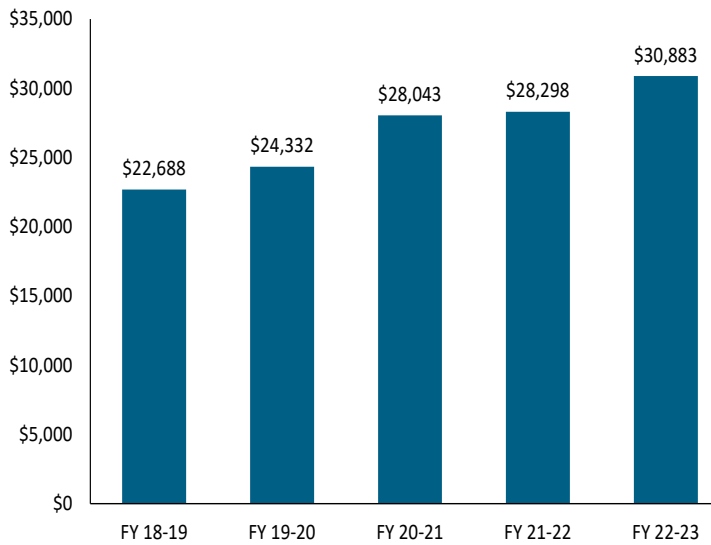
³ Inmate banking funds are for inmate use. FDC does assess a transaction fee.

⁴ These funds are deposited into GR. FDC retains an administrative fee on this program.

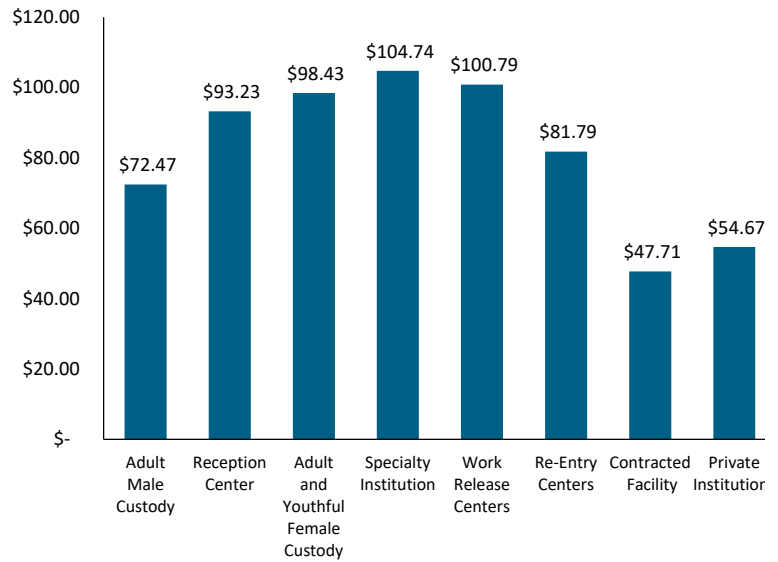


A LOOK AT FY 22-23 | BUDGET

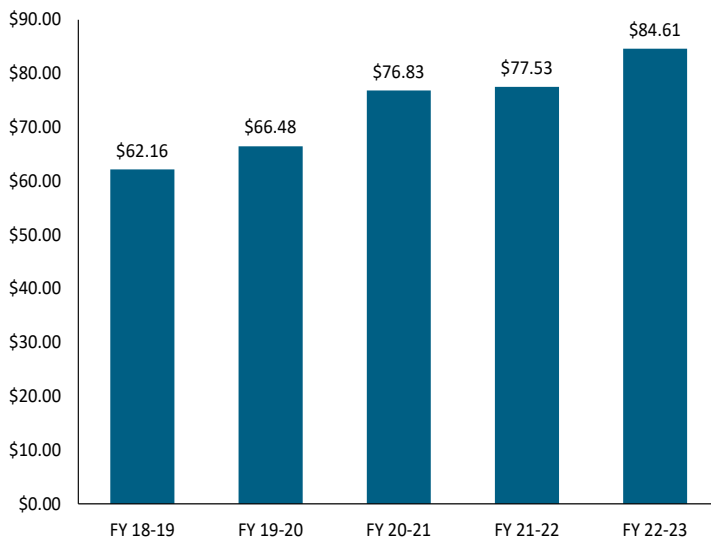
ANNUAL COST TO HOUSE INMATES



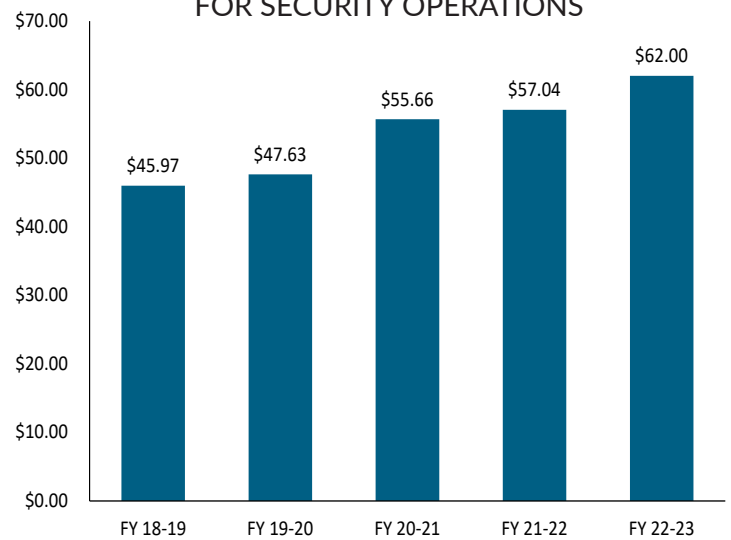
INMATE COST PER DAY BY FACILITY TYPE



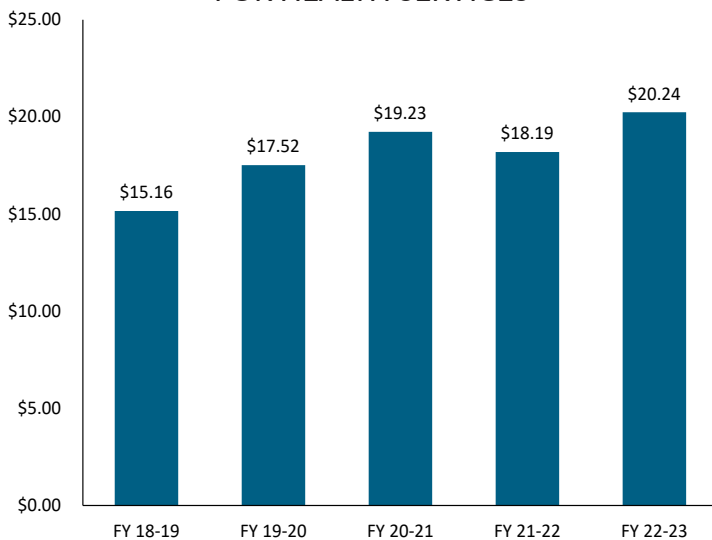
INMATE COSTS PER DAY



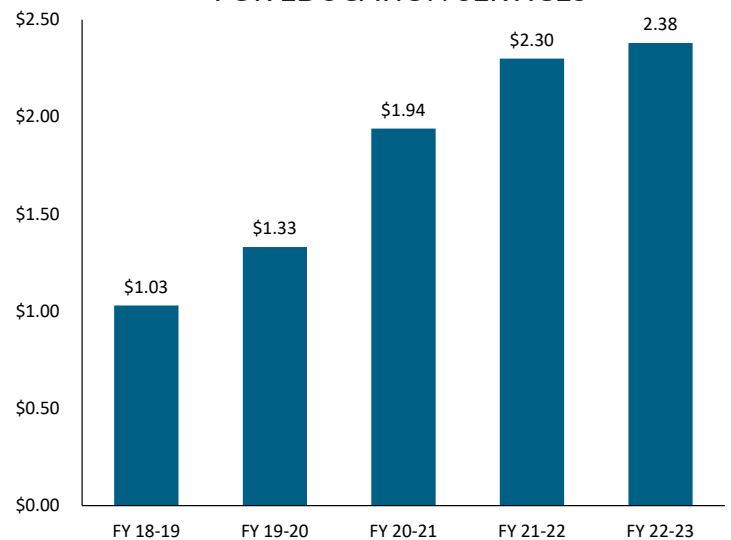
PORTION OF DAILY COST FOR SECURITY OPERATIONS



PORTION OF DAILY COST FOR HEALTH SERVICES



PORTION OF DAILY COST FOR EDUCATION SERVICES



INSTITUTIONS | INMATE PROGRAMMING

Academic & Special Education:

ASE = Academic Education Program staffed to provide special education services to disabled students

AGE= Adult General Education Program for open-population inmates

ITA = Academic Education Program for open-population inmates staffed by one Academic Teacher and Inmate Teaching Assistants

LEA = Academic Education Program operated by local education agency

CE = Contractor Operated Academic Education Program

CF = Child Find reception processing

CM = Close Management education including academic, special education and voluntary literacy as appropriate

T1 = Title I Program

Department special education staff provide appropriate services to all verified special education inmates at work release centers.

Career & Technical Education: Number of trade training programs offered at facility

Higher Education in Prison: X = Collegiate Academic Degree Programs-Associate of Arts, Associate of Science, Bachelor Degree (Second Chance Pell College and Private College Funded)

Substance Abuse: SA = Screening Assessments; 1 = Outpatient; 2 = Intensive Outpatient; 3 = Residential Therapeutic Community; P = Prevention

Chaplaincy Services: FCBP-Faith and Character Based Programming, PWO-Primary Worship Opportunity, RES-Religious Education Studies, CL-Chapel Library, SM-Sacred Music, SPE-Special Events, Religious Holy Days, and Seminars, CC-Contracted Chaplaincy, GD - Faith and Character Based Dorm Graduate

Cognitive-Behavioral Programming: RHP = Restrictive Housing Program; CIP = Cognitive Intervention Program

All correctional institutions provide General Library and Law Library programs.

INMATE PROGRAMS AS OF JUNE 30, 2023

LEGEND:

* = Female Facility;

(R)=Re-Entry Center

CI=Correctional Institution

BTU=Basic Training Unit (Boot Camp)

CRC=Contract Community Release Center

RC=Reception Center

WC=Work Camp

WRC=Work Release Center

Correctional Facilities	Academic & Special Education	Higher Education in Prison	Career & Technical Education	Chaplaincy Services	Substance Use
Apalachee CI East	ITA		1	PWO, RES, CL, SM, SPE, FCBP	
Apalachee CI West	ITA			PWO, RES, CL, SM, SPE	
Atlantic CRC *				RES	
Avon Park CI	ASE, T1		3	PWO, RES, CL, SM, SPE	1, 2, P
Baker CI & WC	Closed				
Baker Re-Entry Center (R)	ITA		2	PWO, RES, CL, SM, SPE	1, 2, 3, P
Bartow CRC (TTH Bartow)	CE			RES	1
Bradenton Bridge *	CE				1
Bridges of Jacksonville	CE				1
Bridges of Orlando	CE				1
Calhoun CI	AGE		3	PWO, RES, CL, SM, SPE, FCBP	
Central Florida RC	CF			PWO, RES, CL, SM, SPE	
Central Florida RC East	ITA, AGE		2	PWO, RES, CL, SM, SPE	1, P
Century CI	ITA		3	PWO, RES, CL, SM, SPE, FCBP, GD	1, 2, 3, P
Charlotte CI	ASE, T1, CM		1	PWO, RES, CL, SPE, FCBP	P, RHP
Cocoa CRC (Bridges of Cocoa)	CE			RES	1

INSTITUTIONS | INMATE PROGRAMMING

INMATE PROGRAMS AS OF JUNE 30, 2023

LEGEND:

* = Female Facility;

(R)=Re-Entry Center

CI=Correctional Institution

BTU=Basic Training Unit (Boot Camp)

CRC=Contract Community Release Center

RC=Reception Center

WC=Work Camp

WRC=Work Release Center

Correctional Facilities	Academic & Special Education	Higher Education in Prison	Career & Technical Education	Chaplaincy Services	Substance Use
Columbia Annex	ASE, LEA,T1	X	2	PWO, RES, CL, SM, SPE, FCBP, GD	1, 2, P
Columbia CI	ASE, T1		2	PWO, RES, CL, SM, SPE	1, 2, P
Cross City CI East Unit	ITA				
Cross City CI	ITA		3	PWO, RES, CL, SM, SPE	
Dade CI	ITA		1	PWO, RES, CL, SM, SPE	
DeSoto Annex	ASE, T1		3	PWO, RES, CL, SM, SPE, FCBP, GD	1, 2
Dinsmore CRC (TTH of Dinsmore)				RES	1
Everglades CI	ITA	X	1	PWO, RES, CL, SM, SPE, FCBP	1, 2, P
Everglades Re-Entry Center (R)	ITA	X	4	PWO, RES, CL, SM, SPE	1, 2, 3, P
Florida State Prison	ASE, CM			PWO, RES, CL, SM, SPE, FCBP, GD	RHP
Florida State Prison West	Closed		1	N/A	
Florida Women's RC	ASE, CF		1	PWO, RES, CL, SM, SPE	1, P
Franklin CI	ITA		2	PWO, RES, CL, SM, SPE, FCBP	
Ft. Pierce CRC				RES	1
Gadsden Re-Entry Center (R)	AGE		2	PWO, RES, CL, SM, SPE	1, 2, 3, P
Gulf Annex	Closed			Closed	
Gulf CI	ITA		2	PWO, RES, CL, SM, SPE, FCBP	
Hamilton Annex	AGE		1	PWO, RES, CL, SM, SPE, FCBP	
Hamilton CI	ASE		3	PWO, RES, CL, SM, SPE	1, P
Hardee CI	CM, ITA	X	1	PWO, RES, CL, SM, SPE	RHP
Hernando CI	ITA		2	PWO, RES, CL, SM, SPE	
Hollywood CRC *				RES	
Holmes CI	ASE, T1		2	PWO, RES, CL, SM, SPE, FCBP	
Homestead CI *	ITA		2	PWO, RES, CL, SM, SPE	1, 2, P
Jackson CI	ASE			PWO, RES, CL, SM, SPE	1, 2, P, CIP
Jacksonville Bridge	CE				1
Jefferson CI	ITA		2	PWO, RES, CL, SM, SPE, FCBP, GD	1, 2, P
Kissimmee CRC		X	1	RES	
Lake CI	ASE, ITA			PWO, RES, CL, SM, SPE	

INSTITUTIONS | INMATE PROGRAMMING

INMATE PROGRAMS AS OF JUNE 30, 2023

LEGEND:

* = Female Facility;

(R)=Re-Entry Center

CI=Correctional Institution

BTU=Basic Training Unit (Boot Camp)

CRC=Contract Community Release Center

RC=Reception Center

WC=Work Camp

WRC=Work Release Center

Correctional Facilities	Academic & Special Education	Higher Education in Prison	Career & Technical Education	Chaplaincy Services	Substance Use
Lake City CRC (Bridges of Lake City)				RES	1
Lancaster CI & WC	ASE, T1		4	PWO, RES, CL, SM, SPE, FCBP	1, 2, P
Lawtey CI	ITA	X	3	FCBP, PWO, RES, CL, SM, SPE	
Liberty CI	ITA	X	2	PWO, RES, CL, SM, SPE, FCBP, GRD	
Liberty CI Quincy Annex	AGE		1	PWO, RES, CL, SM, SPE	
Lowell Annex *	ASE, T1, CM	X	1	PWO, RES, CL, SM, SPE, FCBP	1, 2, 3, RHP
Lowell CI & WC, BTU*	ASE, ITA, T1	X	6	PWO, RES, CL, SM, SPE	1, P
Madison CI	AGE		1	PWO, RES, CL, SM, SPE, FCBP	1, 2, P
Marion CI	ASE, T1	X	3	PWO, RES, CL, SM, SPE, FCBP	1, 2, 3, P
Martin CI	AGE	x	2	PWO, RES, CL, SM, SPE, FCBP	
Mayo Annex	ITA		1	PWO, RES, CL, SM, SPE	
Miami North CRC				RES	1
New River CI	Closed			Closed	
Northwest Florida RC	ITA		2	PWO, RES, CL, SM, SPE, FCBP	1, 2, P
Northwest Florida RC Annex	CF, AGE		1	PWO, RES, CL, SM, SPE	1, P
Okaloosa CI	AGE		2	PWO, RES, CL, SM, SPE, FCBP	P
Okeechobee CI	AGE		1	PWO, RES, CL, SM, SPE, FCBP	1, 2, P
Opa Locka CRC				RES	
Orlando Bridge	CE				1
Orlando CRC *				RES	1
Panama City CRC				RES	1
Pensacola CRC				RES	
Polk CI	AGE		6	PWO, RES, CL, SM, SPE, FCBP	1, 2, 3, P
Putnam CI	ITA			PWO, RES, CL, SM, SPE	
Reception & Medical Center	CF, ITA			PWO, RES, CL, SM, SPE	
Reception & Medical Center West				PWO, RES, CL, SM, SPE	

INSTITUTIONS | INMATE PROGRAMMING

INMATE PROGRAMS AS OF JUNE 30, 2023

LEGEND:

* = Female Facility;

(R)=Re-Entry Center

CI=Correctional Institution

BTU=Basic Training Unit (Boot Camp)

CRC=Contract Community Release Center

RC=Reception Center

WC=Work Camp

WRC=Work Release Center

Correctional Facilities	Academic & Special Education	Higher Education in Prison	Career & Technical Education	Chaplaincy Services	Substance Use
Reentry of Ocala CRC				RES	1
Sago Palm Re-Entry Center	ITA	X	3	RES	1, 2, P
St. Petersburg CRC			1	RES	
Santa Fe (Bridges of Santa Fe)	CE			RES	1
Santa Rosa Annex	ASE		2	PWO, RES, CL, SM, SPE	1, 2, P
Santa Rosa CI	ASE, CM			PWO, RES, CL, SM, SPE	P, RHP
Shisa West CRC *					1
South Florida RC	CF			PWO, RES, CL, SM, SPE	
South Florida RC South	AGE		2	PWO, RES, CL, SM, SPE	1, P
Sumter CI, BTU, & Annex	AGE (Annex Closed)		4	PWO, RES, CL, SM, SPE	1, 2, P
Suncoast CRC *	CE			RES	1
Suwannee Annex	ASE, T1		2	PWO, RES, CL, SM, SPE, FCBP	1, 2, P
Suwannee CI	ASE, CM, T1, CF		2	PWO, RES, CL, SM, SPE	P, RHP
Tallahassee CRC			1	RES	
Tarpon Springs CRC (TTH Tarpon)				RES	1
Taylor CI & WC	ITA		2	PWO, RES, CL, SM, SPE, FCBP, GD	1, 2, P
Tomoka CI	ITA		2	PWO, RES, CL, SM, SPE, FCBP, GD	
Tomoka CRC (285)	CE		1		1
Tomoka CRC (290)	CE		1		1
Transition House Kissimmee	CE				1
Union CI	CM, ASE, ITA			PWO, RES, CL, SM, SPE, FCBP, GD	RHP
Wakulla Annex	ASE, ITA, CM			PWO, RES, CL, SM, SPE	CIP
Wakulla CI	ASE, ITA		1	PWO, RES, CL, SM, SPE, FCBP, CC	
Walton CI	ITA		2	PWO, RES, CL, SM, SPE, FCBP	
West Palm Beach CRC				RES	
Zephyrhills CI	ITA			PWO, RES, CL, SM, SPE	

INSTITUTIONS | INMATE PROGRAMMING

CAREER AND TECHNICAL EDUCATION PROGRAMS BY FACILITY

LEGEND:

* = Female facility

(#) = DC-operated career and technical education programs

Facility / # of Programs	Career and Technical Education Programs
Apalachee CI - East (1)	(1) Carpentry
Avon Park CI (3)	(1) Carpentry, (2) Graphic Communications and Printing, (3) Welding Technology
Baker Re-Entry Center (2)	(1) Electricity, (2) Florida HIRE Logistics/Forklift
Calhoun CI (3)	(1) Digital Design, (2) Landscape Management, (3) Building Construction Technology
Central Florida Reception Center - East Unit (2)	(1) Logistics, (2) OSHA
Century CI (3)	(1) HBI Carpentry, (2) Tiny Home, (3) Irrigation
Charlotte CI (1)	(1) Masonry, Brick and Block,
Columbia CI (2)	(1) Applied Information Technology, (2) Masonry, Brick and Block
Columbia Annex (2)	(1) Plumbing (2) Electrical
Cross City CI (3)	(1) Automotive Collision Repair and Refinishing, (2) Masonry, (3) Underground Utilities
Dade CI (1)	(1) Landscape Management
DeSoto Annex (3)	(1) Building Construction Technology, (2) Masonry, Brick and Block, (3) Welding Technology
Everglades CI (1)	(1) Barbering
Everglades Re-Entry Center (4)	(1) Home Builder's Institute (HBI) Pre-Apprenticeship Electricity, (2) HBI Pre-Apprenticeship Plumbing, (3) FIU Craft Construction, (4) Marketing, Management and Entrepreneurial Principles
Florida Women's Reception Center (1)	(1) Logistics
Florida State Prison - West (1)	(1) Heating, Ventilation and Air Conditioning
Franklin CI (2)	(1) Plumbing, (2) Pipefitting
Gadsden Re-Entry Center (2)	(1) Electricity, (2) Heating, Ventilation & Air Conditioning
Gulf CI (2)	(1) Heating, Ventilation & Air Conditioning, (2) Environmental Services
Hamilton CI (3)	(1) Construction Safety, (2) Irrigation, (3) Core Construction
Hamilton CI Annex (1)	(1) Applied Information Technology
Hardee CI (1)	(1) Carpentry
Hernando CI (2)	(1) Applied Information Technology, (2) Heavy Equipment Operations Technician
Holmes CI (2)	(1) Automotive Collision Repair and Refinishing, (2) Welding Technology
Homestead CI * (2)	(1) Marketing, Management and Entrepreneurial Principles, (2) Cosmetology
Jefferson CI (2)	(1) Electricity, (2) Industrial Machining
Kissimmee Community Release Center (1)	(1) Commercial Class "B" Operator
Lancaster CI (4)	(1) Marine Technology Services, (2) Professional Culinary Arts & Hospitality, (3) Environmental Services, (4) Masonry, Brick and Block

INSTITUTIONS | INMATE PROGRAMMING

CAREER AND TECHNICAL EDUCATION PROGRAMS BY FACILITY

LEGEND:

* = Female facility

(#) = DC-operated career and technical education programs

Facility / # of Programs	Career and Technical Education Programs
Lawtey CI (3)	(1) Drafting, (2) Heating, Ventilation & Air Conditioning, (3) Plumbing
Liberty CI (2)	(1) Masonry, Brick and Block, (2) Welding
Lowell CI * (6)	(1) Cosmetology, (2) Heavy Equipment Operator (3) Equine Care Technology, (4) Professional Culinary Arts & Hospitality, (5) Advanced Manufacturing, (6) Entrepreneurship & Small Business
Lowell CI Annex * (1)	(1) Electricity
Madison CI (1)	(1) Professional Culinary Arts & Hospitality
Marion CI (3)	(1) Heating, Ventilation & Air Conditioning, (2) Electricity, (3) Heavy Equipment Operations Technician
Martin CI (2)	(1) Horticulture/Farm Management, (2) Irrigation
Mayo Annex (1)	(1) Energy Technology/Electronics Technology
Northwest FL Reception Center (2)	(1) Electricity, (2) HVAC
Northwest FL Reception Center Annex (1)	(1) Logistics
Okaloosa CI (2)	(1) Heavy Equipment Operations Technician, (2) Pre-apprenticeship Carpentry
Okeechobee (1)	(1) OSHA
Polk CI (6)	(1) Heavy Equipment Operations Technician/Road Construction (2) Applied Information Technology, (3) Advanced Manufacturing, (4) RV Repair, (5) Mechanical, Electrical, Fluid Power, (6) Heating, Ventilation & Air Conditioning
Quincy Annex (1)	(1) Professional Culinary Arts & Hospitality
Sago Palm (R) (3)	(1) Heavy Equipment Operations Technician/Road Construction, (2) Heating, Ventilation & Air Conditioning, (3) Plumbing
St. Petersburg CRC (1)	(1) Tiny House Construction
Santa Rosa Annex (2)	(1) Commercial Class "B" Driving Permit, (2) Plumbing
South Florida Reception Center - South (2)	(1) Logistics, (2) Entrepreneurship & Small Business
Sumter CI (4)	(1) Braille Transcriber, (2) Energy Technician, (3) Administrative Support Specialist, (4) Landscape and Turf Management
Suwannee CI (2)	(1) Landscape and Turf Management, (2) CTECH
Suwannee CI Annex (2)	(1) Plumbing, (2) Masonry, Brick & Block
Tallahassee CRC (1)	(1) Commercial Driver License Class "A"
Taylor CI (2)	(1) Plumbing (2) Carpentry
Tomoka CI (2)	(1) Masonry, Brick and Block, (2) Landscape Management
Tomoka CRC-285 (1)	(1) Food Safety Management
Tomoka CRC-290 (1)	(1) Food Safety Management
Tomoka CRC-290 (1)	(1) Food Safety Management
Wakulla CI (1)	(1) Power Equipment Technology
Walton CI (2)	(1) Carpentry, (2) Heating, Ventilation & Air Conditioning