

**FLORIDA'S CRIMINAL PUNISHMENT CODE:  
ASSESSMENT AND ANALYSIS**

A REPORT TO THE FLORIDA  
LEGISLATURE DETAILING  
FLORIDA'S CRIMINAL  
PUNISHMENT CODE

**October 2024**



---

FLORIDA DEPARTMENT OF CORRECTIONS

---

# TABLE OF CONTENTS

<b>Executive Summary .....</b>	<b>3</b>
<b>I. Introduction.....</b>	<b>4</b>
1. Overview of Florida’s Sentencing Policies .....	5-12
2. Introductory Statistics.....	13
<b>II. Fiscal Year Scoresheet Data.....</b>	<b>14</b>
1. Scoresheets Received by Circuit .....	15
2. Age at Offense Data .....	16
3. Age at Sentence Data.....	17
4. Gender Data .....	18
5. Race Data.....	19
6. Statute Reference .....	20-21
7. Offense Type .....	22-25
8. Points by Sanction Imposed .....	26
9. Points by Circuit .....	27-30
10. Sanction Imposed by Judicial Circuit.....	31
10. Sanction Imposed by County of Sentence.....	32-34
11. Offense Type-Qualifier by Sanction Imposed.....	35-38
<b>III. Trends in Inmate Admissions.....</b>	<b>39</b>
1. Trends in Inmate Admissions .....	40
2. Top Ten Offenses in Inmate Admissions .....	41
3. Inmate Admissions Demographics & Characteristics.....	42-43
3. Inmate Admissions by Judicial Circuit.....	44
4. Admissions by Judicial Circuit by Offense .....	45
5. Admissions by County of Commitment .....	46
6. Inmate Admissions .....	47
7. Admissions by Judicial Circuit by County by Offense .....	48-50
8. Prior Inmate Admissions .....	51
<b>Appendices .....</b>	<b>52</b>
Criminal Punishment Code Scoresheet.....	53-56
Table of Frequently Charged Offenses on Scoresheets .....	57-60
Offense Severity Ranking Chart .....	61-79

# **Florida’s Criminal Punishment Code: Assessment and Analysis**

## **Offenses Committed on or After October 1, 1998**

### **Executive Summary**

In 1997, the Florida Legislature created a new sentencing structure, the Florida Criminal Punishment Code (“Code”). The Code is Florida’s primary sentencing policy. It is unique in that it has features of both structured and unstructured sentencing policies.

From a structured sentencing perspective, the Code provides for a uniform evaluation of relevant factors present at sentencing, such as the offense before the court for sentencing, prior criminal record, victim injury, and others. It also provides for the lowest permissible sentence that the court must impose in any given sentencing event, absent a valid reason for departure.

The Code also contains some characteristics of unstructured sentencing, such as broad judicial discretion and the allowance for the imposition of lengthy terms of incarceration.

The Code is effective for offenses committed on or after October 1, 1998 and is unlike the state’s preceding sentencing guidelines, which provided for narrow ranges of permissible sentences in all non-capital sentencing events.

The intent of this report is to address the requirement set forth in Florida Statute 921.002(4)(a) to report on sentencing events under the Florida Criminal Punishment Code. Each year, the Department of Corrections is required to report on trends in sentencing practices and sentencing score thresholds, and provide an analysis of the sentencing factors considered by the courts. On October 1, 2018, the digitized criminal punishment code scoresheet system was implemented statewide. The Department’s primary areas of focus in quality control are accounting for all scoresheets and correctly entering scoresheets into the Department’s database. Additional information regarding the digitized scoresheet is located under “Department of Corrections Responsibilities” in Part I.

Since January 1, 1994, the Florida Department of Corrections has collected over 2.9 million scoresheets on felony offenders sentenced in Florida courts under the state’s Sentencing Guidelines and Criminal Punishment Code. This report details the 85,420 scoresheets received with sentence dates in FY 2023-2024 received by the Florida Department of Corrections, for felony offenses committed on or after October 1, 1998.

# **PART I**

## **INTRODUCTION**

## **Overview of Florida's Sentencing Policies**

### **History of Sentencing Policy**

#### **Unstructured Sentencing**

Prior to October 1, 1983, courts sentenced in accordance with the provisions of law that permitted a wide range of judicial discretion in the sentencing decision. Sanctions ranged from a fine up to state prison incarceration. The statutory maximum penalties of incarceration in state prison were:

- Five years for a felony of the third degree;
- Fifteen years for a felony of the second degree;
- Thirty years for a felony of the first degree, and;
- Life for a life felony.

This was a form of an indeterminate sentencing policy because most offenders sentenced to prison were, by law, parole eligible. Parole was a discretionary early release policy, which obviously had a significant impact upon both the percentage and the actual amount of time served.

#### **Structured Sentencing/Sentencing Guidelines**

The Florida Sentencing Guidelines represent the state's structured policy with respect to the sentencing of non-capital felony offenders. There are three distinct versions of the guidelines currently in operation in Florida. They each:

- Provide for a uniform set of standards to guide the sentencing court in sentencing decisions;
- Evaluate relevant factors present at sentencing relating to the offense or offenses and the defendant's prior criminal behavior;
- Are attempts to provide for "truth in sentencing" and eliminate unwarranted disparity in sentencing decisions;
- Focus on ensuring that the punishment is commensurate with the offenses before the court for sentencing, and;
- Are mathematically based and provide a means to address several policy areas.

Every assessment of points reflects a policy statement regarding the relative severity of a criminal behavior. Each policy is represented on its respective scoresheet, which must be completed for each felony defendant prior to sentencing.

### **The 1983 Sentencing Guidelines**

Due to concerns regarding actual and percent of time served as well as concerns regarding a lack of uniformity in sentencing, the 1983 Florida Sentencing Guidelines were enacted October 1, 1983 and parole eligibility was abolished for almost all offenses committed after that date. These guidelines are currently in effect for all non-capital felony offenses that were committed on or after October 1, 1983 and before January 1, 1994.

The 1983 Sentencing Guideline structure was comprised of nine separate worksheets for specified offense categories such as murder, sexual offenses, drug offenses, etc. All offenses were contained in one of these categories.

Within each worksheet, points were assessed for offenses to be sentenced and prior record offenses based on the number of offenses and each offense's felony degree. Assessments were made for legal status and victim injury. Total scores fell into sentencing ranges or cells, for each worksheet. The least severe cell provided for a non-state prison sanction and the most severe cell provided for 27 years to life in prison. Departure sentences were permissible, as long as, written reasons were provided.

Several factors eventually eroded the integrity of the "truth in sentencing" aspect of the 1983 sentencing guidelines. Some of these factors included an epidemic of "crack" cocaine-related offense activity, which resulted in an unanticipated impact upon correctional resources, the passage of unfunded mandatory minimum sentence legislation, and significant growth in the population of the State of Florida.

As a result of these and other factors, the percentage of time served and actual time served declined. By 1989, the average percentage of time served was 34 percent. This lack of system integrity was the impetus for the creation of a new sentencing guideline structure.

## **The 1994 Sentencing Guidelines**

The 1994 Sentencing Guidelines were enacted through the passage of the “Safe Streets Act.” These guidelines were created with the recognition that prison resources are finite and that the use of state incarceration should be focused upon offenders who commit serious or violent offenses, or who offend repetitively. The 1994 guidelines repealed the grant of basic gain time, evidencing the legislature’s re-commitment to “truth in sentencing.” These sentencing guidelines are in effect for all non-capital felony offenses committed on or after January 1, 1994 and before October 1, 1995.

The structure of the 1994 Sentencing Guidelines has little similarity to the 1983 structure. The structure created attempted to resolve some of the problems inherent in the preceding structure, such as the nine separate worksheets, the lack of offense-specific detail and the issue of grouping crimes by category. The structure of the 1994 guidelines:

- Ranks all non-capital felonies in one of 10 offense severity levels. Level 1 is the least severe ranking and 10 reflects the most serious felonies.
- Each of the rankings has an associated point value in each of three elements subject to scoring: primary offense, additional offense(s), and prior record. Point values escalate as the rank increases. Every offense scored is provided its corresponding point value in these areas, with the emphasis of points lying in the area of the primary offense.
- Includes other policy levels through an assessment of points for a variety of other factors such as: victim injury, legal status, supervision violations, and others.

Under the 1994 structure, the total guidelines score determines the sanction and a range of length of sanction when state prison is applicable. There are basically three categories of sanction based upon total scores. There are ranges of score which:

1. Mandate a non-state prison sanction when the total score is 40 points or less.
2. Provide for discretionary prison or non-state prison sanction when the total score is greater than forty and less than 52 points.

3. Mandate a state prison sanction when the total score exceeds 52 points.

The length of prison is determined by subtracting 28 from the total sentence points to derive the total prison months.

The court has the discretion to increase or decrease the sanction by 25%. This provided for a relatively narrow range for the imposition of a guideline sentence.

### **The 1995 Sentencing Guidelines**

The 1994 Sentencing Guidelines were significantly amended in 1995 through the passage of the Crime Control Act of 1995. The basic structure of the 1994 sentencing guidelines remained; however, point values were increased in a variety of areas and additional policy levers were created to provide for greater sanctions. The 1995 guidelines are in effect for offenses committed on or after October 1, 1995 through September 30, 1998.

The Heggs ruling stated that the use of the 1995 Sentencing Guidelines for offenses between October 1, 1995 and May 24, 1997 is unconstitutional. However, the 1995 Sentencing Guidelines are used for offense dates between May 25, 1997 and September 30, 1998.

The guidelines were slightly modified in both 1996 and 1997, again providing for increased sanctions and sanction length in certain instances.

### **The Criminal Punishment Code**

The Criminal Punishment Code became effective for offenses committed on or after October 1, 1998. The guidelines are repealed for all offenses committed on or after October 1, 1998 but remain in effect for offenses committed prior to this date. The Code contains features of both structured and unstructured sentencing policies. It maintains many of the goals of guidelines sentencing. Compared to the guidelines however, the Code allows for greater upward discretion in sentencing, provides for increased penalties, and lowers mandatory prison thresholds.

- The Code significantly alters the sentencing policy in a variety of respects. One of the most notable changes is the significant broadening of upward discretion in the sentencing policy. Under the sentencing guidelines, the upward discretion



was 25 percent above the state prison months determined by the calculation. Under the Code, the maximum sentence for any felony offense is determined by the statutory maximums as provided in Florida Statute (F.S.) 775.082.

<u>Felony Degree</u>	<u>Years in Prison</u>
Life Felony	Up to Life
1 <sup>st</sup>	Up to 30
2 <sup>nd</sup>	Up to 15
3 <sup>rd</sup>	Up to 5

- This has two effects that are divergent from the preceding guidelines. First, all felony offenders have the potential to receive a prison sentence, whereas many under the guidelines were by policy excluded from such a possibility. Second, the maximums of F. S. 775.082 usually will provide for far greater sentence lengths than were permissible under the guidelines.
- Another significant change is the determination when a prison sentence becomes mandatory under the new sentencing policy. The basic structure of the sentencing policy has not changed with respect to point determinations. Sentencing point thresholds for sentence calculations have, however, undergone significant revisions.
  1. If total points are equal to or less than 44, the lowest permissible sentence is a non-state prison sanction. (However, state prison up to the statutory maximum can be imposed.)
  2. If total points exceed 44, the minimum sentence is established by taking the total point value subtracting 28 and decreasing the remaining value by 25%. This end result value is the lowest permissible prison sentence in months.

This means that only those offenders scoring 44 or fewer points may receive a non-state prison sanction under the code. All others must receive a state prison sanction, absent downward departure from this structure. The threshold under the guidelines for mandatory prison incarceration was 52 points.

## **Department of Corrections Responsibilities**

The Department was provided a variety of responsibilities regarding the sentencing policy with respect to the 1994 and subsequent versions of the law. Florida Statute 921 requires the Department to:

- Develop the scoresheet and any revisions of the scoresheet for approval by the Supreme Court and supply Sentencing Guidelines and Criminal Punishment Code scoresheets to the appropriate criminal justice entities in the state;
- Prior to July 1, 2001, the Department had a coequal responsibility to prepare scoresheets with the state attorneys. However, the Department of Corrections continued to complete scoresheets which had been ordered by the courts prior to July 1, 2001. In addition, there were transitional issues involved in transferring this responsibility to the state attorneys. This resulted in 9.7% of scoresheets received during FY 2001-02 having been prepared by the Department of Corrections;
- Assist the Criminal Justice Estimating Conference in estimating correctional impact of proposed changes to the code;
- Provide the Legislature by October 1 of each year a report detailing the rate of compliance of each Judicial Circuit in providing scoresheets to the Department; and,
- Provide the Legislature an annual report detailing trends in sentencing and an analysis thereof by October 1 of each year.

This report is derived primarily from the information on sentencing scoresheets received by the Department from the clerks of the courts. It does not attempt to match a scoresheet with a specific admission event.

The following should be considered when evaluating this and other information:

- The information is compiled from a data containing sentencing scoresheets received by the Department of Corrections for offenses with dates of commission on or after January 1, 1994. The information is based on the

scoresheets in the database with dates of sentence in Fiscal Year 2023-2024 and offenses on or after October 1, 1998, entered as of September 1, 2024.

- Because the rate of scoresheet submissions is never 100%, there is always information missing that could potentially affect the analysis. When this report was run, the statewide compliance rate was **77.4%** for Fiscal Year 2023-2024.
- Though the Department retrieves and includes in the database omitted information from a scoresheet that is critical, no effort is made to correct preparation error or errors recorded on scoresheets regarding the sentence imposed. The Department does not have the authority to amend an official court document. Conversely, there is a responsibility to record the information as received.

### **The Digitized Scoresheet**

Beginning October 1, 2018, the Department of Corrections shall make available the digitized Criminal Punishment Code scoresheets to those persons charged with the responsibility for preparing scoresheets. The clerk of the circuit court shall transmit a complete and accurate digitized copy of the Criminal Punishment Code scoresheet used in each sentencing proceeding to the Department of Corrections. Scoresheets must be electronically transmitted no less frequently than monthly, by the first of each month, and may be sent collectively.

A digitized sentencing scoresheet must be prepared for every defendant who is sentenced for a felony offense, except capital felonies. The individual offender's digitized Criminal Punishment Code scoresheet and any attachments thereto prepared pursuant to Rule 3.701, Rule 3.702, or Rule 3.703, Florida Rules of Criminal Procedure, or any other rule pertaining to the preparation and submission of felony sentencing scoresheets, must be included with the uniform judgment and sentence form provided to the Department of Corrections.

The Department of Corrections, in consultation with the Office of the State Courts Administrator, state attorneys, and public defenders, must develop and submit the revised digitized Criminal Punishment Code scoresheet to the Supreme Court for approval by June 15 of each year, as necessary. The digitized scoresheet shall have individual, structured data cells for each data field on the scoresheet. Upon the Supreme Court's approval of the revised digitized scoresheet, the Department of

Corrections shall produce and provide the revised digitized scoresheets by September 30 of each year, as necessary.

Digitized scoresheets must include individual data cells to indicate whether any prison sentence imposed includes a mandatory minimum sentence or the sentence imposed was a downward departure from the lowest permissible sentence under the Criminal Punishment Code.

### **Quality Control Procedures**

Quality control procedures have been implemented and will continue to be modified as needed to provide valid and reliable sentencing information to aid the Criminal Justice Estimating Conference and the Department of Corrections with legislative mandates.

The Department's primary areas of focus in quality control are accounting for all scoresheets and correctly entering scoresheets into the Department's database. The Department monitors the receipt of scoresheets and prepares a report each year detailing the compliance rate of each judicial circuit in providing scoresheets to the Department. Inquiries regarding scoresheet submission compliance should be directed to the Department of Corrections, Bureau of Probation and Parole Field Services (850) 717-3444.

Scoresheet accuracy is an area of concern. The Florida Criminal Punishment Code Scoresheet Preparation Manual serves as a resource document for scoresheet preparers and in conjunction with Florida Statutes contain sufficient information to complete scoresheets under the appropriate sentencing law. If a scoresheet preparer has a need for legal or statutory information other than what is provided in the manuals, they may contact the Office of the State Courts Administrator at (850) 413-7321. If technical or coding information is needed to complete a scoresheet, contact the Department of Corrections Bureau of Probation and Parole Field Services at (850) 717-3444.

Scoresheets missing key information is also an area of concern. All items contained on the scoresheet relevant to a particular sentencing event are required to be completed, including the Total Sentence Imposed section at the end of the scoresheet.

## **Introductory Statistics**

This report reflects the 85,420 scoresheets received by the Department of Corrections with offense dates on or after October 1, 1998, and sentencing dates of July 1, 2023, through June 30, 2024. This total only reflects those scoresheets available through the Digitized Scoresheet System. It may not include scoresheets from judicial circuits that utilize different software platforms.

The following tables reflect the data from the scoresheets received through the Digitized Scoresheet System.

**PART II**

**FISCAL YEAR**

**SCORESHEET**

**DATA**

**Fiscal Year 2023-2024**  
**Scoresheets Received by Circuit by Type**

Judicial Circuit of Sentence	1994 Sentencing Guidelines Scoresheet	1995 Sentencing Guidelines Scoresheet*	Criminal Punishment Code Scoresheet	Total
01 (Pensacola)	3	-	3,805	3,808
02 (Tallahassee)	-	-	1,772	1,772
03 (Lake City)	-	-	1,976	1,976
04 (Jacksonville)	4	2	4,082	4,088
05 (Tavares)	10	2	7,441	7,453
06 (Clearwater)	1	3	5,628	5,632
07 (Daytona Beach)	2	1	5,778	5,781
08 (Gainesville)	-	-	3,302	3,302
09 (Orlando)	4	2	7,625	7,631
10 (Bartow)	10	2	3,228	3,240
11 (Miami)	1	3	2,303	2,307
12 (Sarasota)	-	-	5,846	5,846
13 (Tampa)	9	-	6,300	6,309
14 (Panama City)	3	1	4,505	4,509
15 (West Palm Beach)	3	-	2,922	2,925
16 (Key West)	2	-	611	613
17 (Ft. Lauderdale)	-	1	3,654	3,655
18 (Melbourne)	14	9	5,702	5,725
19 (Ft. Pierce)	6	2	3,383	3,391
20 (Ft. Myers)	1	1	5,298	5,300
Data Unavailable	-	-	157	157
<b>Total</b>	<b>73</b>	<b>29</b>	<b>85,318</b>	<b>85,420</b>

**Scoresheets Received by Month by Type**

Month of Sentence	1994 Sentencing Guidelines Scoresheet	1995 Sentencing Guidelines Scoresheet*	Criminal Punishment Code Scoresheet	Total
July 2023	6	5	6,847	6,858
August 2023	4	2	7,996	8,002
September 2023	6	1	6,935	6,942
October 2023	5	1	7,308	7,314
November 2023	8	6	7,037	7,051
December 2023	6	-	5,610	5,616
January 2024	6	7	7,464	7,477
February 2024	6	3	7,963	7,972
March 2024	9	-	6,712	6,721
April 2024	6	-	7,419	7,425
May 2024	6	3	7,371	7,380
June 2024	5	1	6,656	6,662
<b>Total</b>	<b>73</b>	<b>29</b>	<b>85,318</b>	<b>85,420</b>

Note: Total number of scoresheets, including those with offense dates between October 1, 1995 and May 24, 1997.

\* Offense dates between May 25, 1997 and September 30, 1998.

## Fiscal Year 2023-2024

### Age at Offense on Scoresheets Received

CIRCUIT OF SENTENCE	17 & Under	18-24	25-29	30-34	35-39	40-44	45-49	50-54	55-59	60-64	65-69	70-74	75-79	80-84	85-89	90-94	Data Unav	Total
01 (Pensacola)	56	563	571	627	621	514	309	254	146	90	32	17	-	1	-	-	7	3,808
02 (Tallahassee)	24	351	243	299	273	220	142	98	57	43	13	3	-	-	-	-	6	1,772
03 (Lake City)	18	286	277	332	359	249	187	117	75	46	14	4	3	-	1	-	8	1,976
04 (Jacksonville)	57	713	616	703	604	495	313	229	166	103	45	12	4	-	-	-	28	4,088
05 (Tavares)	94	991	996	1,241	1,220	1,021	628	494	356	232	98	46	18	2	-	2	14	7,453
06 (Clearwater)	64	685	688	928	911	774	506	412	302	220	84	28	8	1	1	-	20	5,632
07 (Daytona Beach)	75	768	774	1,004	893	814	515	387	274	173	52	29	5	2	-	-	16	5,781
08 (Gainesville)	43	569	500	569	498	438	234	167	139	79	36	19	-	-	1	-	10	3,302
09 (Orlando)	41	1,417	1,297	1,398	1,073	887	615	381	259	164	59	16	1	4	1	-	18	7,631
10 (Bartow)	65	566	482	550	469	354	270	201	147	71	26	14	4	-	-	-	21	3,240
11 (Miami)	28	390	354	359	357	247	168	140	99	79	47	5	4	1	-	-	29	2,307
12 (Sarasota)	64	886	805	1,020	894	751	504	373	276	171	59	27	10	2	-	-	4	5,846
13 (Tampa)	77	1,089	962	1,078	990	726	468	392	249	145	73	23	6	2	-	-	29	6,309
14 (Panama City)	39	654	625	775	696	609	442	296	205	106	42	10	3	-	-	-	7	4,509
15 (West Palm Beach)	47	592	464	532	420	266	210	139	110	91	35	10	8	-	-	-	1	2,925
16 (Key West)	2	57	72	124	97	86	52	52	33	28	5	2	1	-	-	-	2	613
17 (Ft. Lauderdale)	21	751	649	647	534	362	232	176	154	89	23	8	4	1	-	-	4	3,655
18 (Melbourne)	94	885	841	1,061	885	740	408	346	231	134	57	10	3	1	-	-	29	5,725
19 (Ft. Pierce)	63	621	515	585	504	347	237	185	145	100	44	14	6	3	-	-	22	3,391
20 (Ft. Myers)	49	833	726	940	854	679	452	319	225	135	53	23	6	1	-	-	5	5,300
Data Unavailable	3	25	24	30	24	13	14	12	6	4	1	-	1	-	-	-	-	157
<b>Total</b>	<b>1,024</b>	<b>13,692</b>	<b>12,481</b>	<b>14,802</b>	<b>13,176</b>	<b>10,592</b>	<b>6,906</b>	<b>5,170</b>	<b>3,654</b>	<b>2,303</b>	<b>898</b>	<b>320</b>	<b>95</b>	<b>21</b>	<b>4</b>	<b>2</b>	<b>280</b>	<b>85,420</b>



# Fiscal Year 2023-2024

## Age at Sentencing on Scoresheets Received

CIRCUIT OF SENTENCE	17 & Under	18-24	25-29	30-34	35-39	40-44	45-49	50-54	55-59	60-64	65-69	70-74	75-79	80-84	85-89	90-94	95-99	Data Unav	Total
01 (Pensacola)	13	489	518	653	618	566	344	270	148	125	43	16	3	1	-	-	-	1	3,808
02 (Tallahassee)	2	237	231	312	298	258	159	127	67	51	21	7	1	-	-	-	-	1	1,772
03 (Lake City)	6	224	253	324	366	282	201	143	88	58	16	9	3	-	1	-	-	2	1,976
04 (Jacksonville)	13	614	623	709	636	517	335	254	174	123	56	12	6	3	-	-	-	13	4,088
05 (Tavares)	19	833	892	1,242	1,241	1,102	727	520	388	281	118	62	22	3	-	2	1	-	7,453
06 (Clearwater)	16	565	645	890	978	826	523	437	334	250	98	43	13	3	1	-	-	10	5,632
07 (Daytona Beach)	23	653	717	1,016	933	847	564	419	300	189	80	30	6	2	2	-	-	-	5,781
08 (Gainesville)	17	470	471	593	514	476	266	184	155	88	42	24	1	-	1	-	-	-	3,302
09 (Orlando)	6	1,052	1,237	1,490	1,165	954	689	433	294	199	69	27	9	4	1	-	-	2	7,631
10 (Bartow)	21	460	447	572	495	411	277	232	171	78	47	22	6	-	-	-	-	1	3,240
11 (Miami)	4	304	333	385	370	278	190	136	116	96	46	14	5	2	-	-	-	28	2,307
12 (Sarasota)	9	668	785	963	973	795	583	423	321	181	95	28	12	8	2	-	-	-	5,846
13 (Tampa)	21	927	939	1,092	1,022	805	508	412	285	165	85	25	7	3	1	-	-	12	6,309
14 (Panama City)	10	516	613	765	683	678	470	332	234	128	60	16	3	-	-	-	-	1	4,509
15 (West Palm Beach)	18	478	481	520	451	307	228	156	120	100	41	15	10	-	-	-	-	-	2,925
16 (Key West)	-	34	73	100	114	89	55	61	44	28	12	2	1	-	-	-	-	-	613
17 (Ft. Lauderdale)	1	522	596	699	591	423	277	197	163	125	42	13	3	3	-	-	-	-	3,655
18 (Melbourne)	11	736	758	1,043	976	806	480	360	285	165	75	18	3	2	1	-	-	6	5,725
19 (Ft. Pierce)	5	525	476	623	530	400	259	200	163	110	64	18	7	4	1	-	-	6	3,391
20 (Ft. Myers)	4	685	683	892	941	754	469	347	263	160	63	29	9	1	-	-	-	-	5,300
Data Unavailable	-	20	20	32	24	14	19	15	5	5	2	-	1	-	-	-	-	-	157
<b>Total</b>	<b>219</b>	<b>11,012</b>	<b>11,791</b>	<b>14,915</b>	<b>13,919</b>	<b>11,588</b>	<b>7,623</b>	<b>5,658</b>	<b>4,118</b>	<b>2,705</b>	<b>1,175</b>	<b>430</b>	<b>131</b>	<b>39</b>	<b>11</b>	<b>2</b>	<b>1</b>	<b>83</b>	<b>85,420</b>

## Fiscal Year 2023-2024

### Gender by Judicial Circuit on Scoresheets Received

Judicial Circuit	Male	Female	Unknown	Total
01 (Pensacola)	2,837	971	-	3,808
02 (Tallahassee)	1,428	344	-	1,772
03 (Lake City)	1,455	521	-	1,976
04 (Jacksonville)	3,361	727	-	4,088
05 (Tavares)	5,587	1,859	7	7,453
06 (Clearwater)	4,319	1,313	-	5,632
07 (Daytona Beach)	4,349	1,430	2	5,781
08 (Gainesville)	2,584	718	-	3,302
09 (Orlando)	6,260	1,368	3	7,631
10 (Bartow)	2,545	694	1	3,240
11 (Miami)	2,020	287	-	2,307
12 (Sarasota)	4,421	1,425	-	5,846
13 (Tampa)	5,219	1,088	2	6,309
14 (Panama City)	3,333	1,176	-	4,509
15 (West Palm Beach)	2,450	475	-	2,925
16 (Key West)	492	120	1	613
17 (Ft. Lauderdale)	3,018	637	-	3,655
18 (Melbourne)	4,271	1,454	-	5,725
19 (Ft. Pierce)	2,561	830	-	3,391
20 (Ft. Myers)	4,053	1,247	-	5,300
Data Unavailable	126	31	-	157
<b>Total</b>	<b>66,689</b>	<b>18,715</b>	<b>16</b>	<b>85,420</b>

Note: Data reflects information entered on scoresheets July 1, 2023 through June 30, 2024.

## Fiscal Year 2023-2024

### Race by Judicial Circuit on Scoresheets Received

Judicial Circuit	American Indian	Asian	Black	Hispanic	Unknown	White	Total
01 (Pensacola)	-	9	1,288	6	35	2,470	3,808
02 (Tallahassee)	-	-	1,049	3	14	706	1,772
03 (Lake City)	-	-	554	10	28	1,384	1,976
04 (Jacksonville)	6	32	2,363	57	23	1,607	4,088
05 (Tavares)	4	16	1,855	265	115	5,198	7,453
06 (Clearwater)	2	21	1,672	145	180	3,612	5,632
07 (Daytona Beach)	1	10	1,824	139	228	3,579	5,781
08 (Gainesville)	-	5	1,514	10	30	1,743	3,302
09 (Orlando)	-	-	3,914	10	82	3,625	7,631
10 (Bartow)	-	-	1,052	290	149	1,749	3,240
11 (Miami)	-	3	1,132	32	3	1,137	2,307
12 (Sarasota)	3	10	1,806	21	33	3,973	5,846
13 (Tampa)	2	33	2,979	83	12	3,200	6,309
14 (Panama City)	-	-	1,218	4	133	3,154	4,509
15 (West Palm Beach)	-	-	1,650	13	15	1,247	2,925
16 (Key West)	-	2	135	13	27	436	613
17 (Ft. Lauderdale)	-	-	2,297	2	38	1,318	3,655
18 (Melbourne)	3	18	2,055	249	37	3,363	5,725
19 (Ft. Pierce)	10	10	1,361	211	79	1,720	3,391
20 (Ft. Myers)	17	7	1,274	7	20	3,975	5,300
Data Unavailable	-	1	68	2	4	82	157
<b>Total</b>	<b>48</b>	<b>177</b>	<b>33,060</b>	<b>1,572</b>	<b>1,285</b>	<b>49,278</b>	<b>85,420</b>

Note: Data reflects information entered on scoresheets July 1, 2023 through June 30, 2024.

## Fiscal Year 2023-2024

### Statute Reference on Scoresheets Received

Data reflects information entered on scoresheets July 1, 2023 through June 30, 2024.

Statute Reference	Total	Statute Reference	Total	Statute Reference	Total
893.13	23,400	782.07	129	896.101	24
Undetermined	19,601	322.341	127	316.192	23
812.014	6,272	806.01	121	784.075	22
810.02	4,626	828.12	121	901.36	22
316.1935	2,263	812.133	111	812.155	21
790.23	2,195	944.4	104	831.08	20
784.021	1,931	944.607	93	440.105	19
843.01	1,368	539.001	91	316.8	17
893.135	1,342	775.21	85	784.081	17
784.03	1,272	812.015	79	790.401	17
784.07	1,202	787.01	77	741.31	16
812.019	1,202	810.09	75	782.051	16
784.041	1,180	825.103	72	843.15	16
784.045	1,117	825.102	71	847.011	16
827.03	1,106	777.03	68	489.127	15
812.13	863	794.05	62	787.06	14
817.568	848	893.1351	58	843.02	14
790.01	783	787.03	57	319.33	13
322.34	734	812.0145	56	790.115	13
784.08	591	812.135	56	790.162	13
800.04	589	944.47	55	893.03	13
316.193	582	810.06	54	39.205	12
951.22	582	817.234	49	790.163	12
943.0435	576	403.413	48	843.025	12
794.011	472	782.071	47	843.23	12
806.13	456	810.145	43	893.147	12
782.04	454	831.07	43	489.126	11
316.027	438	370.0605	41	775.261	11
817.034	431	322.212	40	843.08	11
790.19	320	790.07	40	870.01	11
827.071	308	212.15	38	790.221	10
784.048	282	790.15	36	320.26	8
784.082	269	836.05	36	796.05	8
831.09	269	847.0138	34	817	8
836.1	255	831.01	31	847.012	8
914.22	252	655.0322	30	847.0137	8
918.13	252	806.1	29	538.23	7
817.61	233	838.021	29	790	7
934.215	225	810.08	28	817.5685	7
787.02	208	895.03	28	817.625	7
847.0135	202	817.6	27	826.04	7
812.131	184	817.611	27	847.0133	7
414.39	131	796.07	24	914.23	7
817.52	130	800.03	24	212.12	6

## Fiscal Year 2023-2024

### Statute Reference on Scoresheets Received

Data reflects information entered on scoresheets July 1, 2023 through June 30, 2024.

Statute Reference	Total	Statute Reference	Total	Statute Reference	Total
784.047	6	648	2	775.13	1
815.06	6	713.78	2	775.215	1
379	5	782.09	2	784.076	1
458.327	5	784.011	2	790.065	1
784.062	5	784.0487	2	790.1	1
800.09	5	784.05	2	790.22	1
817.535	5	784.074	2	790.222	1
817.563	5	787.04	2	790.235	1
832.05	5	812.16	2	790.31	1
837.05	5	815.04	2	812.0191	1
843.12	5	817.025	2	817.0345	1
843.18	5	817.481	2	817.16	1
316	4	827.04	2	817.233	1
509.151	4	831.14	2	817.236	1
713.345	4	831.28	2	817.2361	1
790.164	4	838.015	2	817.34	1
812.0195	4	847	2	817.505	1
817.29	4	860.09	2	817.631	1
817.564	4	893.2	2	828.122	1
831.11	4	896.104	2	831.29	1
838.022	4	921.244	2	832.041	1
843.021	4	934.03	2	838.21	1
409.92	3	951.221	2	839.13	1
443.071	3	104.011	1	839.25	1
496.415	3	117.105	1	843.0855	1
590.28	3	316.6135	1	859.01	1
782.072	3	328.07	1	872.02	1
787.07	3	379.407	1	877.111	1
790.161	3	379.411	1	893.149	1
790.165	3	394.458	1	916.1081	1
812.145	3	440	1	92.525	1
815.061	3	440.381	1	985.721	1
823.1	3	464.016	1		
831.31	3	466.026	1		
832	3	496	1		
849.09	3	499.0051	1		
944.46	3	501.623	1		
104.15	2	509.162	1		
104.18	2	538	1		
327.3	2	538.04	1		
365.172	2	538.36	1		
384.34	2	560.125	1		
429.08	2	775.0844	1		
633.122	2	775.085	1		

## Fiscal Year 2023-2024

### Offense Type Based on Best Match to Statute or Primary Offense Code on Scoresheet using Offense Categories Specific to the Department of Corrections

Primary Offense	Total	Percent
-----------------	-------	---------

Murder/Manslaughter	713	0.8%
Capital Murder	109	0.13%
2nd Degree Murder	334	0.39%
3rd Degree Murder	12	0.01%
Homicide, Other	7	0.01%
Manslaughter	173	0.20%
DUI Manslaughter	78	0.09%

Sexual Offenses	1,644	1.9%
Capital Sexual Battery	1	0.00%
Life Sexual Battery	158	0.18%
1st Degree Sexual Battery	262	0.31%
2nd Degree Sexual Battery	289	0.34%
Sexual Assault, Other	6	0.01%
Lewd/Lascivious Behavior	928	1.09%

Robbery	1,103	1.3%
Robbery With Weapon	458	0.54%
Robbery Without Weapon	589	0.69%
Home Invasion, Robbery	56	0.07%

Note: Data reflects only matches or best possible matches using statute or primary offense code, if available.

## Fiscal Year 2023-2024

### Offense Type Based on Best Match to Statute or Primary Offense Code on Scoresheet using Offense Categories Specific to the Department of Corrections

Primary Offense	Total	Percent
<b>Violent Personal Offenses</b>	<b>12,346</b>	<b>14.5%</b>
Carjacking	111	0.13%
Aggravated Assault	1,932	2.26%
Aggravated Battery	1,156	1.35%
Assault/Battery On L.E.O.	1,202	1.41%
Assault/Battery, Other	1,495	1.75%
Aggravated Stalking	283	0.33%
Resisting Arrest With Violence	1,368	1.60%
Kidnapping	349	0.41%
Arson	166	0.19%
Abuse Of Children	1,226	1.44%
Leave Accident With Injury/Death	440	0.52%
DUI, Injury	76	0.09%
Home Invasion, Other	2	0.00%
Violent, Other	2,540	2.97%

<b>Burglary</b>	<b>5,186</b>	<b>6.1%</b>
Burglary, Structure	2,656	3.11%
Burglary, Dwelling	1,316	1.54%
Burglary, Armed	244	0.29%
Burglary With Assault	366	0.43%
Burglary/Trespass, Other	604	0.71%

Note: Data reflects only matches or best possible matches using statute or primary offense code, if available.

## Fiscal Year 2023-2024

### Offense Type Based on Best Match to Statute or Primary Offense Code on Scoresheet using Offense Categories Specific to the Department of Corrections

Primary Offense	Total	Percent
<b>Theft/Forgery/Fraud</b>	<b>10,473</b>	<b>12.3%</b>
Grand Theft, Other	2,994	3.51%
Grand Theft, Automobile	1,540	1.80%
Stolen Property	1,256	1.47%
Forgery/Counterfeiting	1,226	1.44%
Worthless Checks	9	0.01%
Fraudulent Practices	1,425	1.67%
Other Theft/Property Damage	2,023	2.37%

<b>Drugs</b>	<b>24,839</b>	<b>29.1%</b>
Drugs, Manufacture/Sale/Purchase	4,050	4.74%
Drugs, Trafficking	1,390	1.63%
Drugs, Possession/Other	19,399	22.71%

<b>Weapons</b>	<b>3,390</b>	<b>4.0%</b>
Weapons, Discharging	360	0.42%
Weapons, Possession	3,022	3.54%
Weapons, Other	8	0.01%

Note: Data reflects only matches or best possible matches using statute or primary offense code, if available.



## Fiscal Year 2023-2024

### Offense Type Based on Best Match to Statute or Primary Offense Code on Scoresheet using Offense Categories Specific to the Department of Corrections

Primary Offense	Total	Percent
Other	6,128	7.2%
Escape	2,386	2.79%
DUI, No Injury	428	0.50%
Traffic, Other	864	1.01%
Racketeering	28	0.03%
Pollution/Hazardous Materials	48	0.06%
Criminal Justice System	1,911	2.24%
Other	463	0.54%
Data Undetermined	19,598	22.9%
<b>Total</b>	<b>85,420</b>	

Note: Data reflects only matches or best possible matches using statute or primary offense code, if available.

## Fiscal Year 2023-2024

### Points by Sanction Imposed on All Scoresheets Received

Sanction Imposed	Data Unavailable	22.0 Points or Less	22.1 to 44.0 Points	More than 44.0 Points	Total
State Prison	49	332	3,198	17,426	21,005
Community Control	6	358	1,553	2,110	4,027
Probation	54	9,204	13,765	7,728	30,751
County Jail	35	4,504	10,016	5,065	19,620
Other	1	67	174	225	467
Sanction Undetermined	32	2,203	3,816	3,499	9,550
<b>Total</b>	<b>177</b>	<b>16,668</b>	<b>32,522</b>	<b>36,053</b>	<b>85,420</b>

Note: Data in table above reflects points entered on scoresheets received July 1, 2023 through June 30, 2024.

## Fiscal Year 2023-2024

### Points by Judicial Circuit by Sanction Imposed on All Scoresheets Received

Judicial Circuit	Sanction Imposed	Data Unavailable	22.0 Points or Less	22.1 to 44.0 Points	More than 44.0 Points	Total
Circuit 01 - Pensacola	Missing	2	58	162	161	383
	County Jail	1	241	504	67	813
	Probation	-	576	663	178	1,417
	Community Control	-	39	105	80	224
	State Prison	-	5	289	649	943
	Other	-	-	3	25	28
Circuit 02 - Tallahassee	Missing	-	6	6	10	22
	County Jail	-	42	106	89	237
	Probation	-	195	345	324	864
	Community Control	-	6	41	79	126
	State Prison	-	7	40	472	519
	Other	-	-	2	2	4
Circuit 03 - Lake City	Missing	-	14	39	43	96
	County Jail	-	14	53	20	87
	Probation	-	210	338	179	727
	Community Control	-	27	118	72	217
	State Prison	-	26	281	533	840
	Other	-	-	4	5	9
Circuit 04 - Jacksonville	Missing	1	23	52	76	152
	County Jail	1	503	798	316	1,618
	Probation	-	247	361	218	826
	Community Control	-	12	41	44	97
	State Prison	-	19	248	1,107	1,374
	Other	-	1	11	9	21
Circuit 05 - Tavares	Missing	5	422	720	567	1,714
	County Jail	-	451	1,038	137	1,626
	Probation	-	765	1,080	255	2,100
	Community Control	-	32	121	140	293
	State Prison	-	4	339	1,348	1,691
	Other	-	6	17	6	29

## Fiscal Year 2023-2024

### Points by Judicial Circuit by Sanction Imposed on All Scoresheets Received

Judicial Circuit	Sanction Imposed	Data Unavailable	22.0 Points or Less	22.1 to 44.0 Points	More than 44.0 Points	Total
Circuit 06 - Clearwater	Missing	-	9	16	27	52
	County Jail	-	515	1,004	485	2,004
	Probation	-	542	861	674	2,077
	Community Control	-	9	21	49	79
	State Prison	1	33	173	1,211	1,418
	Other	-	-	2	-	2
Circuit 07 - Daytona Beach	Missing	-	38	57	52	147
	County Jail	38	365	790	275	1,468
	Probation	48	737	1,058	475	2,318
	Community Control	6	21	82	157	266
	State Prison	49	7	240	1,261	1,557
	Other	-	6	10	9	25
Circuit 08 - Gainesville	Missing	-	42	68	44	154
	County Jail	-	121	307	132	560
	Probation	2	430	627	291	1,350
	Community Control	-	23	72	63	158
	State Prison	-	16	248	800	1,064
	Other	-	3	6	7	16
Circuit 09 - Orlando	Missing	7	912	1,480	1,467	3,866
	County Jail	-	332	570	291	1,193
	Probation	-	397	493	290	1,180
	Community Control	-	23	49	107	179
	State Prison	-	113	237	805	1,155
	Other	1	16	26	15	58
Circuit 10 - Bartow	Missing	-	-	1	5	6
	County Jail	-	124	509	137	770
	Probation	-	307	600	232	1,139
	Community Control	-	5	39	63	107
	State Prison	-	9	126	1,070	1,205
	Other	-	3	9	1	13

## Fiscal Year 2023-2024

### Points by Judicial Circuit by Sanction Imposed on All Scoresheets Received

Judicial Circuit	Sanction Imposed	Data Unavailable	22.0 Points or Less	22.1 to 44.0 Points	More than 44.0 Points	Total
Circuit 11 - Miami	Missing	1	109	182	241	533
	County Jail	1	82	150	197	430
	Probation	8	183	299	243	733
	Community Control	-	1	12	73	86
	State Prison	-	11	26	487	524
	Other	-	-	-	1	1
Circuit 12 - Sarasota	Missing	-	3	1	9	13
	County Jail	-	261	687	185	1,133
	Probation	-	981	1,242	737	2,960
	Community Control	-	49	189	171	409
	State Prison	3	4	109	1,187	1,303
	Other	-	12	12	4	28
Circuit 13 - Tampa	Missing	-	3	2	1	6
	County Jail	-	575	1,077	1,400	3,052
	Probation	-	267	585	690	1,542
	Community Control	-	6	28	145	179
	State Prison	-	42	129	1,359	1,530
	Other	-	-	-	-	-
Circuit 14 - Panama City	Missing	-	7	23	31	61
	County Jail	-	38	139	115	292
	Probation	-	641	1,258	646	2,545
	Community Control	-	30	204	176	410
	State Prison	-	18	234	931	1,183
	Other	-	1	8	9	18
Circuit 15 - West Palm Beach	Missing	-	-	-	-	-
	County Jail	-	212	456	318	986
	Probation	-	251	359	259	869
	Community Control	-	9	47	78	134
	State Prison	-	5	89	842	936
	Other	-	-	-	-	-

## Fiscal Year 2023-2024

### Points by Judicial Circuit by Sanction Imposed on All Scoresheets Received

Judicial Circuit	Sanction Imposed	Data Unavailable	22.0 Points or Less	22.1 to 44.0 Points	More than 44.0 Points	Total
Circuit 16 - Key West	Missing	-	3	2	3	8
	County Jail	-	20	43	19	82
	Probation	-	126	161	100	387
	Community Control	-	-	4	5	9
	State Prison	-	1	24	99	124
	Other	-	-	2	1	3
Circuit 17 - Ft. Lauderdale	Missing	1	1	2	3	7
	County Jail	-	62	214	296	572
	Probation	1	651	808	719	2,179
	Community Control	-	6	24	151	181
	State Prison	-	1	24	681	706
	Other	-	4	1	5	10
Circuit 18 -Melbourne	Missing	-	9	11	1	21
	County Jail	-	165	640	279	1,084
	Probation	-	909	1,352	526	2,787
	Community Control	-	37	259	373	669
	State Prison	-	4	92	1,053	1,149
	Other	-	1	4	10	15
Circuit 19 - Ft. Pierce	Missing	-	267	397	326	990
	County Jail	-	200	394	100	694
	Probation	-	317	385	171	873
	Community Control	-	10	38	30	78
	State Prison	-	4	165	578	747
	Other	-	2	2	5	9
Circuit 20 - Ft. Myers	Missing	-	283	587	416	1,286
	County Jail	-	164	525	196	885
	Probation	-	462	869	510	1,841
	Community Control	-	13	58	53	124
	State Prison	-	3	80	907	990
	Other	-	8	55	111	174
Missing	Missing	-	3	8	22	33
	County Jail	-	11	12	11	34
	Probation	-	5	21	11	37
	Community Control	-	-	1	1	2
	State Prison	-	2	5	40	47
	Other	-	4	-	-	4
Total		177	16,668	32,522	36,053	85,420

# Sanctions by Judicial Circuit

(All Scoresheets Received for Offenders Sentenced between July 1, 2023 and June 30, 2024)

Judicial Circuit	Sanction on All Scoresheets Received*						Total***
	County Jail	Probation	Community Control	State Prison	Other Disposition**	Sanction Undetermined	
1 (Pensacola)	813	1,417	224	942	28	384	3,808
2 (Tallahassee)	237	858	126	519	7	25	1,772
3 (Lake City)	87	727	217	838	9	98	1,976
4 (Jacksonville)	1,614	832	97	1,374	21	150	4,088
5 (Tavares)	1,626	2,099	294	1,690	29	1,715	7,453
6 (Clearwater)	2,006	2,075	79	1,418	2	52	5,632
7 (Daytona)	1,468	2,318	266	1,556	25	148	5,781
8 (Gainesville)	560	1,350	158	1,064	16	154	3,302
9 (Orlando)	1,193	1,181	179	1,155	58	3,865	7,631
10 (Bartow)	770	1,139	107	1,205	13	6	3,240
11 (Miami)	430	733	86	524	1	533	2,307
12 (Sarasota)	1,133	2,960	409	1,303	28	13	5,846
13 (Tampa)	3,052	1,542	179	1,530	-	6	6,309
14 (Panama City)	292	2,545	409	1,183	18	62	4,509
15 (West Palm Beach)	986	869	134	936	-	-	2,925
16 (Key West)	82	387	9	124	3	8	613
17 (Ft. Lauderdale)	572	2,179	181	706	10	7	3,655
18 (Sanford)	1,084	2,785	669	1,150	16	21	5,725
19 (Ft. Pierce)	694	873	78	747	9	990	3,391
20 (Ft. Myers)	885	1,841	124	990	174	1,286	5,300
Missing*	36	41	2	51	-	27	157
<b>Statewide</b>	<b>19,620</b>	<b>30,751</b>	<b>4,027</b>	<b>21,005</b>	<b>467</b>	<b>9,550</b>	<b>85,420</b>

Note: County jail includes time served and state prison includes life sentences.

\* Total number of all scoresheets received by the Department, including those with offense dates between October 1, 1995 & May 24, 1997. Includes those with missing judicial circuit and sanction undetermined.

\*\* "Other Disposition" includes fines, county and non-reporting probation, and termination of probation.

\*\*\*Total represents all scoresheets received by the Department. This does not reflect a one to one match for each scoresheet with an admission event.

# Sanctions by County

All Scoresheets Received for Offenders Sentenced  
between July 1, 2023 and June 30, 2024

Judicial Circuit Number / County	Sanction on All Scoresheets Received*						Total
	County Jail	Probation	Community Control	State Prison	Other Disposition**	Sanction Undetermined	
<b>1 Escambia</b>	567	850	140	791	-	20	2,368
<b>Okaloosa</b>	2	190	20	15	27	361	615
<b>Santa Rosa</b>	57	119	27	21	-	2	226
<b>Walton</b>	187	258	37	115	1	1	599
<b>2 Franklin</b>	16	36	16	27	-	2	97
<b>Gadsden</b>	83	134	29	82	4	-	332
<b>Jefferson</b>	7	4	3	19	-	8	41
<b>Leon</b>	42	550	48	312	-	4	956
<b>Liberty</b>	40	38	22	32	3	1	136
<b>Wakulla</b>	49	96	8	47	-	10	210
<b>3 Columbia</b>	7	319	85	312	-	6	729
<b>Dixie</b>	5	29	15	135	-	2	186
<b>Hamilton</b>	11	47	19	68	-	6	151
<b>Lafayette</b>	-	13	8	16	3	23	63
<b>Madison</b>	7	56	10	34	1	6	114
<b>Suwannee</b>	41	162	31	128	-	23	385
<b>Taylor</b>	16	101	49	145	5	32	348
<b>4 Clay</b>	7	15	3	73	-	2	100
<b>Duval</b>	1,363	660	89	1,157	21	143	3,433
<b>Nassau</b>	244	157	5	144	-	5	555
<b>5 Citrus</b>	162	349	54	378	7	27	977
<b>Hernando</b>	289	362	95	328	17	4	1,095
<b>Lake</b>	2	3	-	1	-	1,648	1,654
<b>Marion</b>	884	920	102	704	5	28	2,643
<b>Sumter</b>	289	465	43	279	-	8	1,084
<b>6 Pasco</b>	495	504	17	338	1	15	1,370
<b>Pinellas</b>	1,511	1,571	62	1,080	1	37	4,262



# Sanctions by County

All Scoresheets Received for Offenders Sentenced  
between July 1, 2023 and June 30, 2024

Judicial Circuit Number / County	Sanction on All Scoresheets Received*						Total
	County Jail	Probation	Community Control	State Prison	Other Disposition**	Sanction Undetermined	
<b>7</b> Flagler	45	130	12	96	-	7	290
Putnam	170	459	31	360	2	16	1,038
St. Johns	413	560	47	350	7	20	1,397
Volusia	840	1,169	176	750	16	105	3,056
<b>8</b> Alachua	395	864	94	662	12	32	2,059
Baker	45	150	35	111	2	3	346
Bradford	23	149	2	139	1	1	315
Gilchrist	-	5	-	5	1	111	122
Levy	81	128	13	84	-	5	311
Union	16	54	14	63	-	2	149
<b>9</b> Orange	729	618	106	840	54	3,776	6,123
Osceola	464	563	73	315	4	89	1,508
<b>10</b> Hardee	48	73	2	53	-	1	177
Highlands	145	239	23	125	2	-	534
Polk	577	827	82	1,027	11	5	2,529
<b>11</b> Miami-Dade	430	733	86	524	1	533	2,307
<b>12</b> Desoto	36	152	29	159	2	8	386
Manatee	496	983	170	642	7	-	2,298
Sarasota	601	1,825	210	502	19	5	3,162
<b>13</b> Hillsborough	3,052	1,542	179	1,530	-	6	6,309
<b>14</b> Bay	189	1,852	259	792	17	24	3,133
Calhoun	7	61	21	70	1	1	161
Gulf	4	45	15	39	-	5	108
Holmes	42	185	42	107	-	6	382
Jackson	15	201	24	126	-	18	384
Washington	35	201	48	49	-	8	341

# Sanctions by County

All Scoresheets Received for Offenders Sentenced  
between July 1, 2023 and June 30, 2024

Judicial Circuit Number / County	Sanction on All Scoresheets Received*						Total
	County Jail	Probation	Community Control	State Prison	Other Disposition**	Sanction Undetermined	
15 Palm Beach	986	869	134	936	-	-	2,925
16 Monroe	82	387	9	124	3	8	613
17 Broward	572	2,179	181	706	10	7	3,655
18 Brevard	912	1,920	448	812	10	8	4,110
Seminole	172	865	221	338	6	13	1,615
19 Indian River	176	184	11	107	2	24	504
Martin	-	-	-	5	2	750	757
Okeechobee	143	195	15	117	-	6	476
St. Lucie	375	494	52	518	5	210	1,654
20 Charlotte	87	157	8	115	172	819	1,358
Collier	331	512	16	270	-	8	1,137
Glades	22	44	6	22	-	-	94
Hendry	46	138	6	31	-	8	229
Lee	399	990	88	552	2	451	2,482
Missing	36	41	2	51	-	27	157
<b>Statewide</b>	<b>19,620</b>	<b>30,751</b>	<b>4,027</b>	<b>21,005</b>	<b>467</b>	<b>9,550</b>	<b>85,420</b>

Note: County Jail includes time served and State Prison includes life sentences.

\* Total number of all scoresheets received by the Department, including those with offense dates between October 1, 1995 and May 24, 1997.

\*\* Other Disposition includes fines, county and non-reporting probation, and termination of probation.

## Fiscal Year 2023-2024

**Offense Type Based on Best Match to Statute or Primary Offense Code on Scoresheet using Offense Categories Specific to the Department of Corrections**

		Sanction Imposed						
Offense Type	Attempted VS Completed Qualifier	County Jail	Probation	Community Control	State Prison	Other Disposition*	Sanction Undetermined	Total
01-CAPITAL MURDER	Attempt	-	2	1	35	-	6	44
	Complete	3	2	1	57	-	2	65
02-2ND DEGREE MURDER	Attempt	1	4	-	49	-	2	56
	Complete	1	7	-	245	2	23	278
03-3RD DEGREE MURDER	Attempt							-
	Complete	-	-	-	11	-	1	12
04-HOMICIDE, OTHER	Attempt							-
	Complete	-	-	2	5	-	-	7
05-MANSLAUGHTER	Attempt	-	-	-	5	-	-	5
	Complete	1	15	9	138	1	4	168
06-DUI MANSLAUGHTER	Attempt							-
	Complete	1	3	1	64	-	9	78
07-CAPITAL SEXUAL BATTERY	Attempt							-
	Complete	-	-	-	1	-	-	1
08-LIFE SEXUAL BATTERY	Attempt	-	8	2	60	1	4	75
	Complete	1	8	1	68	-	5	83
09-1ST DEGREE SEXUAL BATTERY	Attempt	-	2	-	4	-	-	6
	Complete	3	20	9	198	2	24	256
10-2ND DEGREE SEXUAL BATTERY	Attempt	-	1	2	8	-	1	12
	Complete	8	52	9	178	1	28	276
11-SEXUAL ASSAULT, OTHER	Attempt	-	-	-	1	-	-	1
	Complete	-	3	-	-	-	2	5
12-LEWD/LASCIVIOUS BEHAVIOR	Attempt	1	9	3	22	-	3	38
	Complete	29	168	26	575	4	88	890
13-ROBBERY WITH WEAPON	Attempt	3	5	2	13	-	-	23
	Complete	34	49	28	293	3	28	435
14-ROBBERY WITHOUT WEAPON	Attempt	4	17	1	16	2	1	41
	Complete	68	177	25	214	-	64	548
15-HOME INVASION, ROBBERY	Attempt	-	-	-	1	-	1	2
	Complete	3	4	5	40	-	4	56

## Fiscal Year 2023-2024

**Offense Type Based on Best Match to Statute or Primary Offense Code on Scoresheet using Offense Categories Specific to the Department of Corrections**

		Sanction Imposed						
Offense Type	Attempted VS Completed Qualifier	County Jail	Probation	Community Control	State Prison	Other Disposition*	Sanction Undetermined	Total
17-CARJACKING	Attempt	-	-	-	4	-	-	4
	Complete	5	11	9	75	4	3	107
18-AGGRAVATED ASSAULT	Attempt	-	4	-	3	-	-	7
	Complete	208	896	139	483	11	188	1,925
19-AGGRAVATED BATTERY	Attempt	1	12	1	5	-	-	19
	Complete	100	339	88	540	4	66	1,137
20-ASSAULT/BATTERY ON L.E.O.	Attempt	-	1	-	3	-	-	4
	Complete	309	503	39	241	3	103	1,198
21-ASSAULT/BATTERY, OTHER	Attempt	-	1	-	4	-	-	5
	Complete	336	622	62	326	10	134	1,490
22-AGGRAVATED STALKING	Attempt	-	-	-	1	-	-	1
	Complete	21	101	39	89	2	30	282
23-RESISTING ARREST WITH VIOLENCE	Attempt	-	-	-	-	-	-	-
	Complete	250	612	71	309	7	119	1,368
24-KIDNAPPING	Attempt	-	-	1	4	-	-	5
	Complete	31	120	24	129	3	37	344
25-ARSON	Attempt	-	4	-	5	-	-	9
	Complete	27	29	6	83	1	11	157
26-ABUSE OF CHILDREN	Attempt							-
	Complete	97	617	68	330	9	105	1,226
27-VIOLENT, OTHER	Attempt	1	10	1	7	-	-	19
	Complete	569	1,125	135	469	14	209	2,521
28-BURGLARY, STRUCTURE	Attempt	10	12	2	10	1	-	35
	Complete	612	1,003	115	651	7	233	2,621
29-BURGLARY, DWELLING	Attempt	9	23	3	36	-	2	73
	Complete	132	330	100	574	3	104	1,243
30-BURGLARY, ARMED	Attempt	-	-	-	6	-	-	6
	Complete	9	36	12	166	1	14	238
31-BURGLARY WITH ASSAULT	Attempt	-	2	1	2	-	-	5
	Complete	20	85	22	189	1	44	361

## Fiscal Year 2023-2024

Offense Type Based on Best Match to Statute or Primary Offense Code on Scoresheet using Offense Categories Specific to the Department of Corrections

		Sanction Imposed						
Offense Type	Attempted VS Completed Qualifier	County Jail	Probation	Community Control	State Prison	Other Disposition*	Sanction Undetermined	Total
32-BURGLARY/TRESPASS, OTHER	Attempt	-	-	-	1	-	-	1
	Complete	188	255	23	69	2	66	603
33-GRAND THEFT, OTHER	Attempt	1	2	1	2	-	-	6
	Complete	667	1,473	101	387	21	339	2,988
34-GRAND THEFT, AUTOMOBILE	Attempt	1	-	-	-	-	-	1
	Complete	355	579	63	345	4	193	1,539
35-STOLEN PROPERTY	Attempt	-	2	-	-	-	1	3
	Complete	246	488	80	325	10	104	1,253
36-FORGERY/COUNTERFEITING	Attempt	-	-	1	-	-	-	1
	Complete	304	552	36	214	11	108	1,225
37-WORTHLESS CHECKS	Attempt							-
	Complete	2	2	-	1	-	4	9
38-FRAUDULENT PRACTICES	Attempt	-	3	-	-	-	1	4
	Complete	284	746	70	168	6	147	1,421
39-OTHER THEFT/PROPERTY DAMAGE	Attempt							-
	Complete	825	500	62	246	9	381	2,023
40-DRUGS, MANUFACTURE/SALE/PURCHASE	Attempt	7	18	1	8	-	3	37
	Complete	827	1,340	256	1,264	40	286	4,013
41-DRUGS, TRAFFICKING	Attempt	2	10	2	28	-	3	45
	Complete	45	110	47	992	22	129	1,345
42-DRUGS, POSSESSION/OTHER	Attempt	16	7	1	4	1	1	30
	Complete	7,138	7,996	654	1,953	87	1,541	19,369
43-WEAPONS, DISCHARGING	Attempt	1	4	1	1	-	-	7
	Complete	35	128	38	124	4	24	353
44-WEAPONS, POSSESSION	Attempt	3	7	-	3	-	-	13
	Complete	538	872	173	1,123	12	291	3,009
45-WEAPONS, OTHER	Attempt							-
	Complete	-	6	-	1	-	1	8

## Fiscal Year 2023-2024

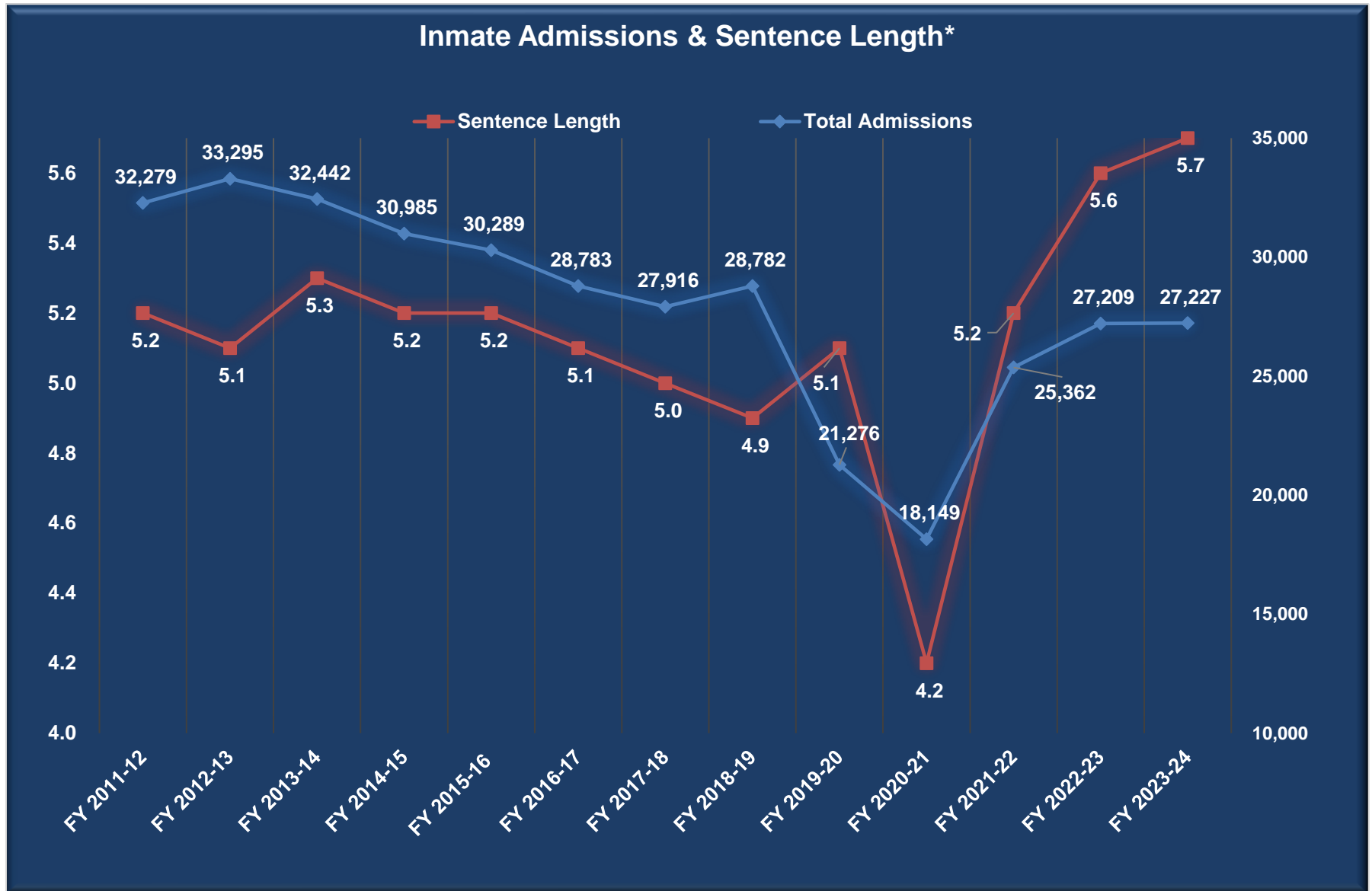
Offense Type Based on Best Match to Statute or Primary Offense Code on Scoresheet using Offense Categories Specific to the Department of Corrections

		Sanction Imposed						
Offense Type	Attempted VS Completed Qualifier	County Jail	Probation	Community Control	State Prison	Other Disposition*	Sanction Undetermined	Total
46-ESCAPE	Attempt	1	1	1	1	-	1	5
	Complete	514	890	125	572	13	267	2,381
47-LEAVE ACCIDENT WITH INJURY/DEATH	Attempt	-	1	-	-	-	-	1
	Complete	42	201	35	114	1	46	439
48-DUI, NO INJURY	Attempt							-
	Complete	36	217	34	101	3	37	428
49-DUI, INJURY	Attempt							-
	Complete	5	24	9	31	-	7	76
50-TRAFFIC, OTHER	Attempt							-
	Complete	299	348	33	70	3	111	864
51-RACKETEERING	Attempt	-	1	-	-	-	-	1
	Complete	-	3	3	20	-	1	27
52-POLLUTION/HAZARDOUS MATERIALS	Attempt							-
	Complete	33	10	1	1	-	3	48
53-CRIMINAL JUSTICE SYSTEM	Attempt	3	6	-	2	1	1	13
	Complete	403	472	222	586	11	204	1,898
54-OTHER	Attempt	1	3	-	1	-	-	5
	Complete	66	249	34	66	2	41	458
DATA UNAVAILABLE	Attempt	10	10	7	83	3	15	128
	Complete	3,814	6,161	848	5,053	104	3,491	19,471
TOTAL		19,620	30,751	4,027	21,005	467	9,550	85,420

\* "Other Disposition" includes fines, county and non-reporting probation, and termination of probation.

**PART III**  
**TRENDS**  
**IN**  
**INMATE ADMISSIONS**

## Fiscal Year 2023-2024 Trends in Inmate Admissions



\* Sentence lengths of 50 years or longer, life, and death are coded as 50 years for calculations of averages and medians.



## Trends in Inmate Admissions

### Top Ten Offenses of those Admitted to Prison in FY 2023-2024

Offense	Inmates Admitted in FY 2023-24	Percent of Total Admissions	Mean Sentence Length in Years
Felon w/Gun/Concealed Weapon/Ammo	2,218	8.1%	3.3
Methamphetamine - Possession	1,088	4.0%	1.9
Burglary Unoccupied Structure/Conveyance	968	3.6%	2.4
Controlled Substance/Other - Possession	767	2.8%	2.0
Burglary Unoccupied Dwelling	633	2.3%	3.9
Cocaine-Sale/Manufacture/Deliver	613	2.3%	2.8
Aggravated Battery W/Deadly Weapon	605	2.2%	5.8
Cocaine - Possession	602	2.2%	2.0
2nd Degree Murder, Dangerous Act	559	2.1%	186.5
Robbery Gun or Deadly Weapon	556	2.0%	35.8

### Offenses of Inmates Admitted to Prison Ten (10) Years Ago

Offense	Inmates Admitted in FY 2014-15	Percent of Total Admissions	Mean Sentence Length in Years
Burglary Dwelling/Occupied Structure/Conveyance	2,651	8.6%	5.1
Traffic in Stolen Property	1,667	5.4%	3.0
Felon w/Gun/Concealed Weapon/Ammo	1,371	4.4%	4.2
Burglary Unoccupied Structure/Conveyance	1,361	4.4%	2.5
Cocaine-Sale/Manufacture/Deliver	1,361	4.4%	2.8
Grand Theft, 300 L/5,000	1,128	3.6%	1.9
Cocaine - Possession	944	3.0%	1.8
Robbery Gun or Deadly Weapon	873	2.8%	40.2
Robbery No Gun/Deadly Weapon	756	2.4%	4.7
Aggravated Battery W/Deadly Weapon	549	1.8%	7.5

## Fiscal Year 2023-2024

Sentence Length of Inmates Admitted	Total	Percent
Six Months or Less	1	0.0%
Greater Than Six Months to 1 Year	1	0.0%
Greater Than 1 to 2 Years	10,885	40.0%
Greater Than 2 to 3 Years	5,063	18.6%
Greater Than 3 to 5 Years	4,723	17.3%
Greater Than 5 to 10 Years	3,479	12.8%
Greater Than 10 to 20 Years	1,693	6.2%
Greater Than 20 Years	1,380	5.1%
Data Unavailable	2	
<b>Total</b>	<b>27,227</b>	

\* Sentence lengths of 50 years or longer, life, and death are coded as 50 years for calculations of averages and medians.

## Demographics

Race/Ethnicity	Admitted	Percent
Black Male	11,186	41.1%
Black Female	931	3.4%
Hispanic Male	2,927	10.8%
Hispanic Female	231	0.9%
White Male	9,757	35.8%
White Female	2,064	7.6%
Other Male	123	0.5%
Other Female	8	0.03%

Age at Admission	Admitted	Percent
17 & Under	95	0.4%
18-24	3,207	11.8%
25-34	8,516	31.3%
35-49	10,825	39.8%
50-59	3,195	11.7%
60+	1,389	5.1%

## Fiscal Year 2023-2024

Characteristics of Prison Admissions by Offense Type				
Type of Offense	Number	Percent	Average Sentence Length in Years*	Average Age at Admission
Murder, Manslaughter	1,466	5.4%	24.2	34.1
Sexual Offenses	1,957	7.2%	13.8	41.0
Robbery	1,141	4.2%	7.9	31.6
Violent Personal Offenses	4,813	17.7%	4.3	36.8
Burglary	3,044	11.2%	4.7	36.2
Theft/Forgery/Fraud	2,888	10.6%	2.5	40.3
Drug Offenses	6,747	24.8%	3.8	39.7
Weapons	2,549	9.4%	3.4	34.1
Other	2,620	9.6%	3.1	40.7
Data Unavailable	2			
<b>Total</b>	<b>27,227</b>			

\* Sentence Lengths of 50 years or longer are coded as 50 years for calculation of averages.

Admissions to Prison (New Sentence)	
New Court Commitments	26,585
Returns from Court	579
Conditional Release Violations	50
Interstate Compact	7
Escapee Returns	3
Parole Violations	3
Conditional Medical Release Violations	-
Control Release Violations	-
Program Supervision Violations	-
<b>Admissions</b>	<b>27,227</b>

**Inmate Prison Admissions by Circuit of Commitment**  
**July 1, 2023 through June 30, 2024**

Judicial Circuit	Number of Inmates Admitted to Prison	%	Rank FY 2023-24	Rank FY 2022-23	Rank FY 2021-22	Rank FY 2020-21	Rank FY 2019-20
1 (Pensacola)	1,486	5.5%	7	8	5	5	7
2 (Tallahassee)	730	2.7%	19	19	19	19	18
3 (Lake City)	956	3.5%	18	18	18	18	19
4 (Jacksonville)	2,391	8.8%	1	1	1	2	5
5 (Tavares)	2,089	7.7%	2	2	3	4	2
6 (Clearwater)	1,866	6.9%	4	4	4	3	1
7 (Daytona)	2,050	7.5%	3	3	2	1	4
8 (Gainesville)	1,067	3.9%	16	14	13	9	15
9 (Orlando)	1,204	4.4%	13	13	17	11	9
10 (Bartow)	1,823	6.7%	5	5	6	8	3
11 (Miami)	1,583	5.8%	6	6	10	15	10
12 (Sarasota)	1,170	4.3%	14	17	15	16	17
13 (Tampa)	1,319	4.8%	10	10	7	13	6
14 (Panama City)	1,229	4.5%	11	7	8	10	8
15 (West Palm Beach)	1,053	3.9%	17	16	14	14	16
16 (Key West)	142	0.5%	20	20	20	20	20
17 (Ft. Lauderdale)	1,339	4.9%	9	11	12	17	13
18 (Melbourne)	1,226	4.5%	12	15	16	6	11
19 (Ft. Pierce)	1,147	4.2%	15	12	11	7	14
20 (Ft. Myers)	1,341	4.9%	8	9	9	12	12
Data Unavailable	16						
<b>Total</b>	<b>27,227</b>						

**Inmate Prison Admissions by Circuit of Commitment  
July 1, 2023 through June 30, 2024**

Judicial Circuit	Murder, Manslaughter	Sexual Offenses	Robbery	Violent Personal Offenses	Burglary	Property Theft, Forgery, Fraud	Drug Offenses	Weapons	Other	Data Unavailable	Total
1 (Pensacola)	63	104	31	238	153	170	410	125	192	-	1,486
2 (Tallahassee)	63	51	41	149	89	50	150	84	53	-	730
3 (Lake City)	20	36	16	130	106	127	339	71	111	-	956
4 (Jacksonville)	157	139	108	336	219	163	706	370	193	-	2,391
5 (Tavares)	68	162	40	387	195	254	543	183	257	-	2,089
6 (Clearwater)	101	120	48	338	188	222	527	155	167	-	1,866
7 (Daytona)	64	129	61	428	217	189	560	156	246	-	2,050
8 (Gainesville)	26	82	27	242	86	148	263	85	108	-	1,067
9 (Orlando)	114	115	90	235	122	99	214	116	99	-	1,204
10 (Bartow)	57	157	53	374	233	207	368	129	245	-	1,823
11 (Miami)	196	109	185	274	310	135	174	117	83	-	1,583
12 (Sarasota)	51	122	40	197	121	131	339	93	76	-	1,170
13 (Tampa)	101	115	74	234	165	107	267	176	80	-	1,319
14 (Panama City)	27	72	18	210	96	152	426	86	142	-	1,229
15 (West Palm Beach)	89	119	77	181	134	87	159	141	66	-	1,053
16 (Key West)	6	6	3	28	14	15	45	4	21	-	142
17 (Ft. Lauderdale)	139	80	118	239	233	170	170	122	68	-	1,339
18 (Melbourne)	40	84	38	196	141	153	329	116	129	-	1,226
19 (Ft. Pierce)	34	58	34	186	107	164	326	84	154	-	1,147
20 (Ft. Myers)	47	95	38	208	114	144	430	135	130	-	1,341
Data Unavailable	3	2	1	3	1	1	2	1	-	2	16
<b>Total</b>	<b>1,466</b>	<b>1,957</b>	<b>1,141</b>	<b>4,813</b>	<b>3,044</b>	<b>2,888</b>	<b>6,747</b>	<b>2,549</b>	<b>2,620</b>	<b>2</b>	<b>27,227</b>

## Inmate Prison Admissions by County of Commitment

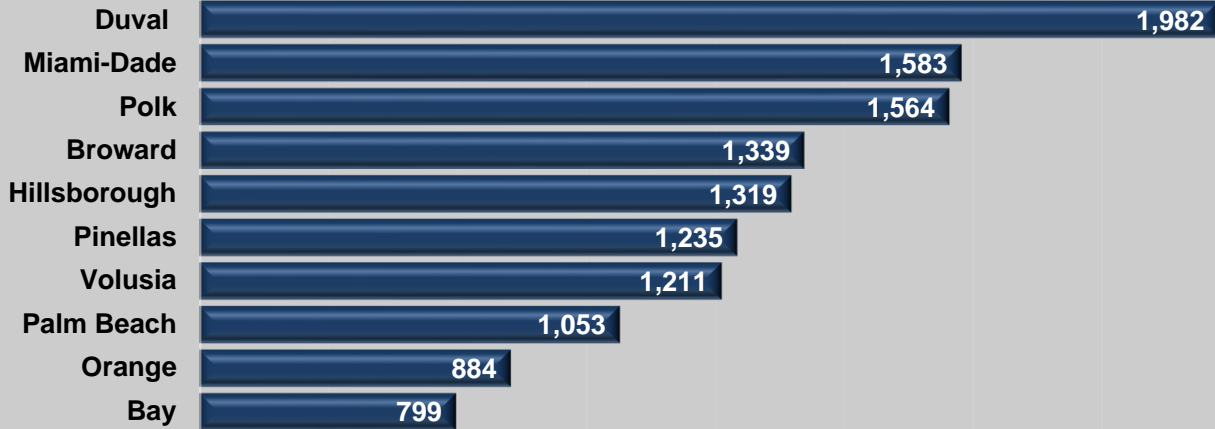
**July 1, 2023 through June 30, 2024**

This table represents the 67 counties in Florida and the number of inmates admitted into prison who were sentenced from each county or other states.

County	Number of Inmates Admitted to Prison	Percent	Rank	County	Number of Inmates Admitted to Prison	Percent	Rank
Alachua	629	2.3%	16	Lee	688	2.5%	14
Baker	124	0.5%	48	Leon	520	1.9%	19
Bay	799	2.9%	10	Levy	90	0.3%	51
Bradford	150	0.6%	41	Liberty	29	0.1%	65
Brevard	735	2.7%	13	Madison	50	0.2%	58
Broward	1,339	4.9%	4	Manatee	569	2.1%	18
Calhoun	70	0.3%	55	Marion	783	2.9%	12
Charlotte	252	0.9%	34	Martin	268	1.0%	32
Citrus	335	1.2%	25	Monroe	142	0.5%	45
Clay	265	1.0%	33	Nassau	144	0.5%	44
Collier	304	1.1%	29	Okaloosa	250	0.9%	35
Columbia	410	1.5%	22	Okeechobee	127	0.5%	47
Miami-Dade	1,583	5.8%	2	Orange	884	3.2%	9
Desoto	164	0.6%	39	Osceola	320	1.2%	26
Dixie	100	0.4%	50	Palm Beach	1,053	3.9%	8
Duval	1,982	7.3%	1	Pasco	631	2.3%	15
Escambia	792	2.9%	11	Pinellas	1,235	4.5%	6
Flagler	214	0.8%	37	Polk	1,564	5.7%	3
Franklin	35	0.1%	62	Putnam	356	1.3%	24
Gadsden	73	0.3%	54	St. Johns	313	1.1%	27
Gilchrist	29	0.1%	65	St. Lucie	437	1.6%	21
Glades	16	0.1%	67	Santa Rosa	491	1.8%	20
Gulf	50	0.2%	58	Sarasota	269	1.0%	31
Hamilton	78	0.3%	53	Seminole	586	2.2%	17
Hardee	40	0.1%	60	Sumter	287	1.1%	30
Hendry	81	0.3%	52	Suwannee	150	0.6%	41
Hernando	311	1.1%	28	Taylor	146	0.5%	42
Highlands	219	0.8%	36	Union	45	0.2%	59
Hillsborough	1,319	4.8%	5	Volusia	1,211	4.4%	7
Holmes	115	0.4%	49	Wakulla	39	0.1%	61
Indian River	166	0.6%	38	Walton	131	0.5%	46
Jackson	145	0.5%	43	Washington	50	0.2%	58
Jefferson	34	0.1%	63	Interstate	8		
Lafayette	22	0.1%	66	Data Unavailable	8		
Lake	373	1.4%	23	<b>Total</b>	<b>27,227</b>		

## Inmate Prison Admissions

### Counties with Most Inmate Admissions in FY 2023-24



Felony cases are processed through judicial circuits. A circuit can consist of one large county (Circuit 11: Miami-Dade) or several smaller counties (Circuit 3: Columbia, Dixie, Hamilton, Lafayette, Madison, Suwannee, and Taylor counties). The county that an inmate is admitted from is generally the county in which the inmate committed his or her crime. Inmates are not necessarily incarcerated in or near the county where they committed their crime.

The top ten counties of admission, as shown above, provide approximately **47.6%** of all prison admissions statewide. Accordingly, these were among the most populated counties in the state.

### Inmate Admissions by Judicial Circuit FY 2023-24

Judicial Circuit	Admits	Percent	Rank FY23-24	Rank FY22-23	Rank FY21-22	Rank FY20-21	Counties in Circuit
1	1,486	5.5%	7	8	5	5	Escambia, Okaloosa, Santa Rosa, Walton
2	730	2.7%	19	19	19	19	Franklin, Gadsden, Jefferson, Leon, Liberty, Wakulla
3	956	3.5%	18	18	18	18	Columbia, Dixie, Hamilton, Lafayette, Madison, Suwannee, Taylor
4	2,391	8.8%	1	1	1	2	Clay, Duval, Nassau
5	2,089	7.7%	2	2	3	4	Citrus, Hernando, Lake, Marion, Sumter
6	1,866	6.9%	4	4	4	3	Pasco, Pinellas
7	2,050	7.5%	3	3	2	1	Flagler, Putnam, St. Johns, Volusia
8	1,067	3.9%	16	14	13	9	Alachua, Baker, Bradford, Gilchrist, Levy, Union
9	1,204	4.4%	13	13	17	11	Orange, Osceola
10	1,823	6.7%	5	5	6	8	Hardee, Highlands, Polk
11	1,583	5.8%	6	6	10	15	Miami-Dade
12	1,170	4.3%	14	17	15	16	Desoto, Manatee, Sarasota
13	1,319	4.8%	10	10	7	13	Hillsborough
14	1,229	4.5%	11	7	8	10	Bay, Calhoun, Gulf, Holmes, Jackson, Washington
15	1,053	3.9%	17	16	14	14	Palm Beach
16	142	0.5%	20	20	20	20	Monroe
17	1,339	4.9%	9	11	12	17	Broward
18	1,226	4.5%	12	15	16	6	Brevard, Seminole
19	1,147	4.2%	15	12	11	7	Indian River, Martin, Okeechobee, St. Lucie
20	1,341	4.9%	8	9	9	12	Charlotte, Collier, Glades, Hendry, Lee

16 Data Unavailable

**27,227 Total Admissions**

## Fiscal Year 2023-2024

### Inmate Prison Admissions by Circuit by County

Judicial Circuit	County of Serious Offense	Murder, Manslaughter	Sexual Offenses	Robbery	Violent Personal Offenses	Burglary	Property Theft, Forgery, Fraud	Drug Offenses	Weapons	Other	Data Unavailable	Total
1	Escambia	37	36	20	100	87	100	234	70	108	-	792
	Okaloosa	13	28	5	45	23	24	62	23	27	-	250
	Santa Rosa	8	30	3	60	27	32	85	25	43	-	313
	Walton	5	10	3	33	16	14	29	7	14	-	131
2	Franklin	1	4	-	9	2	-	13	3	3	-	35
	Gadsden	11	3	3	24	8	5	8	6	5	-	73
	Jefferson	1	-	1	7	3	1	10	7	4	-	34
	Leon	47	40	36	102	66	41	95	62	31	-	520
	Liberty	-	1	-	6	4	-	12	3	3	-	29
	Wakulla	3	3	1	1	6	3	12	3	7	-	39
3	Columbia	9	14	8	58	46	65	132	29	49	-	410
	Dixie	2	2	-	10	15	5	47	7	12	-	100
	Hamilton	2	6	1	16	10	10	17	3	13	-	78
	Lafayette	1	-	2	3	-	3	9	1	3	-	22
	Madison	1	-	2	5	3	6	23	5	5	-	50
	Suwannee	3	10	1	25	12	26	48	12	13	-	150
	Taylor	2	4	2	13	20	12	63	14	16	-	146
4	Clay	15	25	9	42	25	17	85	30	17	-	265
	Duval	140	107	98	276	180	136	554	327	164	-	1,982
	Nassau	2	7	1	18	14	10	67	13	12	-	144
5	Citrus	17	22	5	78	22	33	99	27	32	-	335
	Hernando	14	19	4	51	32	48	98	18	27	-	311
	Lake	11	36	11	65	46	46	80	37	41	-	373
	Marion	22	76	17	142	76	99	163	66	122	-	783
	Sumter	4	9	3	51	19	28	103	35	35	-	287



## Fiscal Year 2023-2024

### Inmate Prison Admissions by Circuit by County

Judicial Circuit	County of Serious Offense	Murder, Manslaughter	Sexual Offenses	Robbery	Violent Personal Offenses	Burglary	Property Theft, Forgery, Fraud	Drug Offenses	Weapons	Other	Data Unavailable	Total
6	Pasco	45	40	14	134	70	80	146	53	49	-	631
	Pinellas	56	80	34	204	118	142	381	102	118	-	1,235
7	Flagler	4	14	6	47	27	16	56	18	26	-	214
	Putnam	7	15	5	64	19	40	138	19	49	-	356
	St. Johns	6	40	5	48	26	18	67	28	31	-	269
	Volusia	47	60	45	269	145	115	299	91	140	-	1,211
8	Alachua	14	63	23	141	53	95	132	57	51	-	629
	Baker	4	4	-	29	8	13	48	8	10	-	124
	Bradford	1	8	3	37	9	21	46	6	19	-	150
	Gilchrist	-	2	-	9	2	3	5	4	4	-	29
	Levy	6	3	1	15	5	8	24	7	21	-	90
	Union	1	2	-	11	9	8	8	3	3	-	45
9	Orange	97	78	70	175	90	71	146	90	67	-	884
	Osceola	17	37	20	60	32	28	68	26	32	-	320
10	Hardee	2	1	-	11	6	2	8	5	5	-	40
	Highlands	7	20	7	32	19	24	49	10	51	-	219
	Polk	48	136	46	331	208	181	311	114	189	-	1,564
11	Miami-Dade	196	109	185	274	310	135	174	117	83	-	1,583
12	Desoto	5	11	2	22	21	14	59	7	23	-	164
	Manatee	25	44	28	102	51	65	173	54	27	-	569
	Sarasota	21	67	10	73	49	52	107	32	26	-	437
13	Hillsborough	101	115	74	234	165	107	267	176	80	-	1,319
14	Bay	14	46	12	142	72	100	287	45	81	-	799
	Calhoun	-	3	2	10	8	8	33	4	2	-	70
	Gulf	-	3	-	10	4	6	16	4	7	-	50
	Holmes	1	11	-	20	2	8	46	9	18	-	115
	Jackson	11	8	3	19	6	24	30	20	24	-	145
	Washington	1	1	1	9	4	6	14	4	10	-	50

## Fiscal Year 2023-2024

### Inmate Prison Admissions by Circuit by County

Judicial Circuit	County of Serious Offense	Murder, Manslaughter	Sexual Offenses	Robbery	Violent Personal Offenses	Burglary	Property Theft, Forgery, Fraud	Drug Offenses	Weapons	Other	Data Unavailable	Total
15	Palm Beach	89	119	77	181	134	87	159	141	66	-	1,053
16	Monroe	6	6	3	28	14	15	45	4	21	-	142
17	Broward	139	80	118	239	233	170	170	122	68	-	1,339
18	Brevard	27	41	22	136	89	91	180	68	81	-	735
	Seminole	13	43	16	60	52	62	149	48	48	-	491
19	Indian River	10	8	5	26	17	28	40	10	22	-	166
	Martin	6	9	3	31	19	59	74	14	53	-	268
	Okeechobee	3	7	6	20	9	6	46	9	21	-	127
	St. Lucie	15	34	20	109	62	71	166	51	58	-	586
20	Charlotte	8	10	5	37	19	26	110	10	27	-	252
	Collier	8	39	11	45	22	35	75	35	34	-	304
	Glades	1	1	-	2	4	2	2	1	3	-	16
	Hendry	2	6	2	15	8	4	22	10	12	-	81
	Lee	28	39	20	109	61	77	221	79	54	-	688
	Data Unavailable	3	2	1	3	1	1	2	1	-	2	16
<b>Total</b>		<b>1,466</b>	<b>1,957</b>	<b>1,141</b>	<b>4,813</b>	<b>3,044</b>	<b>2,888</b>	<b>6,747</b>	<b>2,549</b>	<b>2,620</b>	<b>2</b>	<b>27,227</b>

## Inmate Prison Admissions

**47.3% of admissions during FY 2023-24 were new to Florida prisons**

Inmate Admissions with Prior Commitments* to the Florida Department of Corrections									
Prior Commitments	White Males	White Females	Black Males	Black Females	Hispanic Males	Hispanic Females	Other Males	Other Females	Total
None	4,700	1,332	4,246	607	1,720	177	83	6	12,871
1	2,081	417	2,519	165	597	37	20	-	5,836
2	1,328	194	1,777	75	298	13	11	2	3,698
3	740	70	1,077	36	149	4	6	-	2,082
4+	907	51	1,566	48	163	-	3	-	2,738
Unavailable	1	-	1	-	-	-	-	-	2
<b>Total</b>	<b>9,757</b>	<b>2,064</b>	<b>11,186</b>	<b>931</b>	<b>2,927</b>	<b>231</b>	<b>123</b>	<b>8</b>	<b>27,227</b>

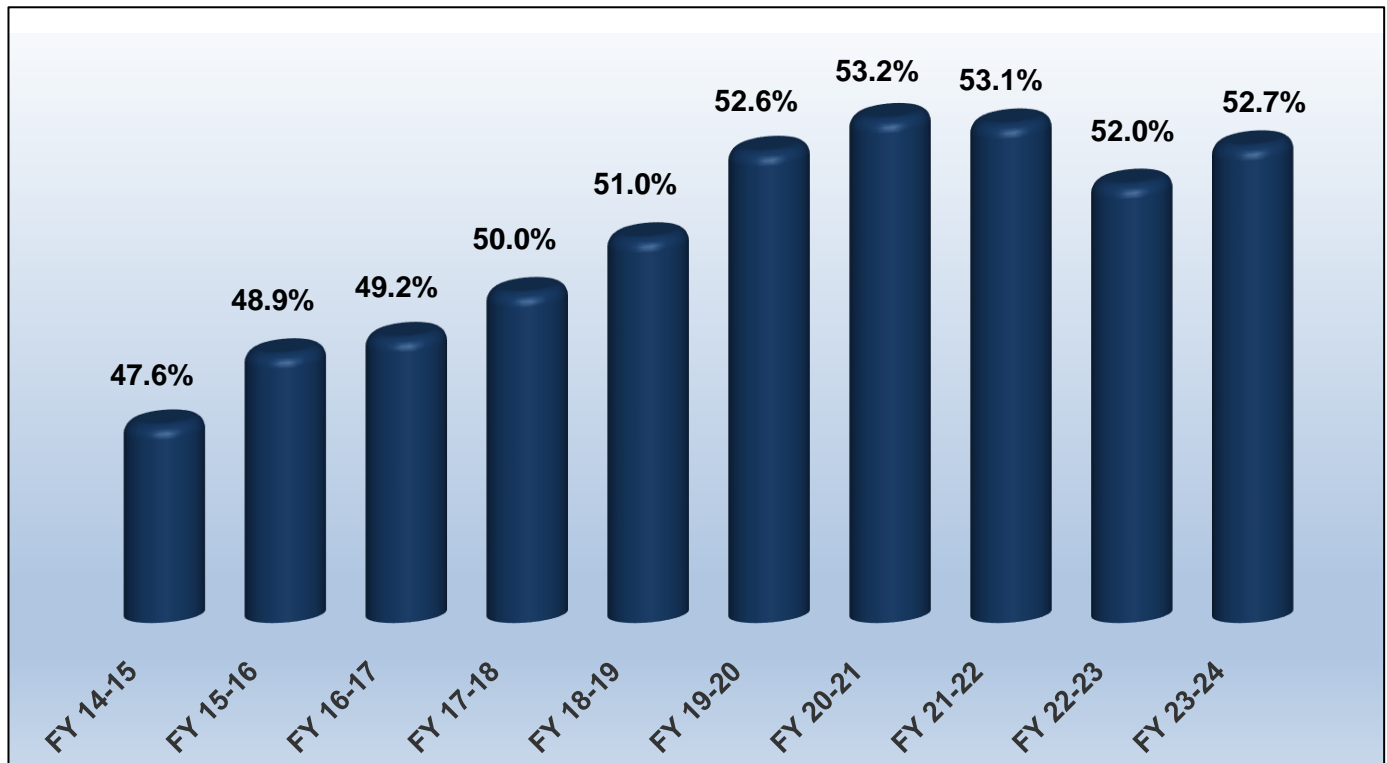
\***Prior commitments** refers to any previous occasion an inmate served time in the Florida prison system. Supervision, such as probation, is not included, nor does it include inmates who may have been in Florida county jails, other state systems or Federal prison system.

Approximately 47.3% of the inmates who were admitted to the Florida prison system in FY 2023-24, had prior commitments in a Florida state prison.

During FY 2023-24, 21.4% of the inmates who were admitted to the Florida prison system only had one prior commitment in Florida. Approximately, 13.6% had two prior commitments, 7.7% had three, and 10.1% of admissions returned to the Florida prison system with four or more prior commitments.

In FY 2023-24, 65.6% of female offenders had no previous Florida prison commitments, and 44.8% of male offenders had no previous Florida state prison commitments.

### Admissions with Prior Commitments Compared Over Past Fiscal Years



# Appendices

# RULE 3.992

## CRIMINAL PUNISHMENT CODE SCORESHEET

### Rule 3.992(a) Criminal Punishment Code Scoresheet

The Criminal Punishment Code Scoresheet Preparation Manual is available at: [http://www.dc.state.fl.us/pub/sen\\_cpcm/index.html](http://www.dc.state.fl.us/pub/sen_cpcm/index.html)

1. DATE OF SENTENCE	2. PREPARER'S NAME	3. COUNTY	4. SENTENCING JUDGE	
5. NAME (LAST, FIRST, M.I.)	6. DOB	8. RACE <input type="checkbox"/> B <input type="checkbox"/> W <input type="checkbox"/> OTHER	10. PRIMARY OFF. DATE	12. PLEA <input type="checkbox"/>
	7. DC #	9. GENDER <input type="checkbox"/> M <input type="checkbox"/> F	11. PRIMARY DOCKET #	TRIAL <input type="checkbox"/>

I. **PRIMARY OFFENSE:** If Qualifier, please check ☐ A ☐ S ☐ C ☐ R (A=Attempt, S=Solicitation, C=Conspiracy, R=Reclassification)

FELONY DEGREE	F.S.#	DESCRIPTION	OFFENSE LEVEL	POINTS
_____/	_____/	_____/	_____/	

(Level - Points: 1=4, 2=10, 3=16, 4=22, 5=28, 6=36, 7=56, 8=74, 9=92, 10=116)

Prior capital felony triples Primary Offense points ☐

I. \_\_\_\_\_

II. **ADDITIONAL OFFENSE(S):** Supplemental page attached ☐

DOCKET#	FEL/MM DEGREE	F.S.#	OFFENSE LEVEL	QUALIFY A S C R	COUNTS	POINTS	TOTAL
_____/	_____/	_____/	_____	<input type="checkbox"/> <input type="checkbox"/> <input type="checkbox"/> <input type="checkbox"/>	_____ x _____	= _____	
DESCRIPTION _____							
_____/	_____/	_____/	_____	<input type="checkbox"/> <input type="checkbox"/> <input type="checkbox"/> <input type="checkbox"/>	_____ X _____	= _____	
DESCRIPTION _____							
_____/	_____/	_____/	_____	<input type="checkbox"/> <input type="checkbox"/> <input type="checkbox"/> <input type="checkbox"/>	_____ X _____	= _____	
DESCRIPTION _____							
_____/	_____/	_____/	_____	<input type="checkbox"/> <input type="checkbox"/> <input type="checkbox"/> <input type="checkbox"/>	_____ x _____	= _____	
DESCRIPTION _____							

(Level - Points: M=0.2, 1=0.7, 2=1.2, 3=2.4, 4=3.6, 5=5.4, 6=18, 7=28, 8=37, 9=46, 10=58)

Prior capital felony triples Additional Offense points ☐

Supplemental page points \_\_\_\_\_

II. \_\_\_\_\_

III. **VICTIM INJURY:**

	Number	Total		Number	Total
2nd Degree Murder	240 x _____	= _____	Slight	4 x _____	= _____
Death	120 x _____	= _____	Sex Penetration	80 x _____	= _____
Severe	40 x _____	= _____	Sex Contact	40 x _____	= _____
Moderate	18 x _____	= _____			

III. \_\_\_\_\_

IV. **PRIOR RECORD:** Supplemental page attached ☐

FEL/MM DEGREE	F.S.#	OFFENSE LEVEL	QUALIFY: A S C R	DESCRIPTION	NUMBER	POINTS	TOTAL
_____/	_____/	_____	<input type="checkbox"/> <input type="checkbox"/> <input type="checkbox"/> <input type="checkbox"/>	_____	X _____	= _____	
_____/	_____/	_____	<input type="checkbox"/> <input type="checkbox"/> <input type="checkbox"/> <input type="checkbox"/>	_____	X _____	= _____	
_____/	_____/	_____	<input type="checkbox"/> <input type="checkbox"/> <input type="checkbox"/> <input type="checkbox"/>	_____	X _____	= _____	
_____/	_____/	_____	<input type="checkbox"/> <input type="checkbox"/> <input type="checkbox"/> <input type="checkbox"/>	_____	X _____	= _____	

(Level = Points: M=0.2, 1=0.5, 2=0.8, 3=1.6, 4=2.4, 5=3.6, 6=9, 7=14, 8=19, 9=23, 10=29)

#### IV. ---

**Page 1 Subtotal:** \_\_\_\_\_

NAME (LAST, FIRST, MI)	DOCKET #
------------------------	----------

**Page 1 Subtotal:** \_\_\_\_\_

### V. LEGAL STATUS VIOLATION = 4 Points

V. \_\_\_\_\_

## VI. COMMUNITY SANCTION VIOLATION BEFORE THE COURT FOR SENTENCING

## VI.

**VII. FIREARM/SEMI-AUTOMATIC OR MACHINE GUN= 18 or 25 Points**

## VII.

### VIII. PRIOR SERIOUS FELONY - 30 Points

## VIII.

Subtotal Sentence Points \_\_\_\_\_

IX. **ENHANCEMENTS** (only if the primary offense qualifies for enhancement)

x 1.5    x 2.0    x 2.5

\_\_\_\_\_ x 1.5

\_\_\_\_\_ x 1.5

\_\_\_\_\_ x 1.5

\_\_\_\_\_ x 1.5

\_\_\_\_x 2.0

### Enhanced Subtotal Sentence Points

## IX.

**TOTAL SENTENCE POINTS** \_\_\_\_\_

If total sentence points are less than or equal to 44, the lowest permissible sentence is any non-state prison sanction. If the total sentence points are 22 points or less, see Section 775.082(10), Florida Statutes, to determine if the court must sentence the offender to a non-state prison sanction.

If total sentence points are greater than 44:

_____	minus 28 =	_____	x .75 =	_____
total sentence points				lowest permissible prison sentence in months

If total sentence points are 60 points or less and court makes findings pursuant to both Florida Statutes 948.20 and 397.334(3), the court may place the defendant into a treatment-based drug court program.

The maximum sentence for each individual felony offense is the statutory maximum as provided in s. 775.082, F.S., unless the lowest permissible sentence listed above exceeds the statutory maximum for that offense. If the lowest permissible sentence exceeds the statutory maximum for an individual felony offense, the lowest permissible sentence replaces the statutory maximum and must be imposed for that offense. See *State v. Gabriel*, 314 So. 3d 1243 (Fla.2021). Sentences for multiple felony offenses may be imposed concurrently or consecutively. If total sentence points are greater than or equal to 363, a life sentence may be imposed.

Primary offense:

	Description	Maximum sentence in years
Additional offense:	Description	Maximum sentence in years
Additional offense:	Description	Maximum sentence in years
Additional offense:	Description	Maximum sentence in years
Total maximum sentence in years for all counts above if consecutive sentence imposed:		Maximum sentence in years

#### TOTAL SENTENCE IMPOSED

	Years	Months	Days
<input type="checkbox"/> State Prison			
<input type="checkbox"/> County Jail			
<input type="checkbox"/> Community Control			
<input type="checkbox"/> Probation			
<input type="checkbox"/> Modified			

Please check if sentenced as ☐ Habitual Offender, ☐ Habitual Violent Offender, ☐ Violent Career Criminal, ☐ Prison Releasee Reoffender, or a ☐ Mandatory Minimum Applies.

☐ Mitigated Departure ☐ Plea Bargain ☐ Prison Diversion Program

☐ Other Reason(s) \_\_\_\_\_

JUDGE'S SIGNATURE

Effective Date: For offenses committed under the Criminal Punishment Code effective for offenses committed on or after October 1, 1998, and subsequent revisions.

#### RULE 3.992(b) Supplemental Criminal Punishment Code Scoresheet

NAME (LAST, FIRST, MI.I)	DOCKET #	DATE OF SENTENCE

#### II. ADDITIONAL OFFENSES(S):

DOCKET#	FEL/MM DEGREE	F.S#	OFFENSE LEVEL	QUALIFY A S C R	COUNTS	POINTS	TOTAL
_____/	_____/	_____/	_____	<input type="checkbox"/> <input type="checkbox"/> <input type="checkbox"/> <input type="checkbox"/>	_____	x _____ = _____	
DESCRIPTION							
_____/	_____/	_____/	_____	<input type="checkbox"/> <input type="checkbox"/> <input type="checkbox"/> <input type="checkbox"/>	_____	x _____ = _____	
DESCRIPTION							
_____/	_____/	_____/	_____	<input type="checkbox"/> <input type="checkbox"/> <input type="checkbox"/> <input type="checkbox"/>	_____	x _____ = _____	
DESCRIPTION							
_____/	_____/	_____/	_____	<input type="checkbox"/> <input type="checkbox"/> <input type="checkbox"/> <input type="checkbox"/>	_____	x _____ = _____	
DESCRIPTION							
_____/	_____/	_____/	_____	<input type="checkbox"/> <input type="checkbox"/> <input type="checkbox"/> <input type="checkbox"/>	_____	x _____ = _____	

DESCRIPTION \_\_\_\_\_

(Level - Points: M=0.2, 1=0.7, 2=1.2, 3=2.4, 4=3.6, 5=5.4, 6=18, 7=28, 8=37, 9=46, 10=58)

II. \_\_\_\_\_

IV. PRIOR RECORD

FEL/MM DEGREE	F.S.#	OFFENSE LEVEL	QUALIFY: A S C R	DESCRIPTION	NUMBER	POINTS	TOTAL
_____	_____/_____	_____	<input type="checkbox"/> <input type="checkbox"/> <input type="checkbox"/> <input type="checkbox"/>	_____	_____	X _____ = _____	
_____	_____/_____	_____	<input type="checkbox"/> <input type="checkbox"/> <input type="checkbox"/> <input type="checkbox"/>	_____	_____	X _____ = _____	
_____	_____/_____	_____	<input type="checkbox"/> <input type="checkbox"/> <input type="checkbox"/> <input type="checkbox"/>	_____	_____	X _____ = _____	
_____	_____/_____	_____	<input type="checkbox"/> <input type="checkbox"/> <input type="checkbox"/> <input type="checkbox"/>	_____	_____	X _____ = _____	
_____	_____/_____	_____	<input type="checkbox"/> <input type="checkbox"/> <input type="checkbox"/> <input type="checkbox"/>	_____	_____	X _____ = _____	
_____	_____/_____	_____	<input type="checkbox"/> <input type="checkbox"/> <input type="checkbox"/> <input type="checkbox"/>	_____	_____	X _____ = _____	

(Level = Points: M=0.2, 1=0.5, 2=0.8, 3=1.6, 4=2.4, 5=3.6, 6=9, 7=14, 8=19, 9=23, 10=29)

IV. \_\_\_\_\_

REASONS FOR DEPARTURE - MITIGATING CIRCUMSTANCES

(reasons may be checked here or written on the scoresheet)

- ☐ Legitimate, uncoerced plea bargain.
- ☐ The defendant was an accomplice to the offense and was a relatively minor participant in the criminal conduct.
- ☐ The capacity of the defendant to appreciate the criminal nature of the conduct or to conform that conduct to the requirements of law was substantially impaired.
- ☐ The defendant requires specialized treatment for a mental disorder that is unrelated to substance abuse or addiction, or for a physical disability, and the defendant is amenable to treatment.
- ☐ The need for payment of restitution to the victim outweighs the need for a prison sentence.
- ☐ The victim was an initiator, willing participant, aggressor, or provoker of the incident.
- ☐ The defendant acted under extreme duress or under the domination of another person.
- ☐ Before the identity of the defendant was determined, the victim was substantially compensated.
- ☐ The defendant cooperated with the State to resolve the current offense or any other offense.
- ☐ The offense was committed in an unsophisticated manner and was an isolated incident for which the defendant has shown remorse.
- ☐ At the time of the offense the defendant was too young to appreciate the consequences of the offense.
- ☐ The defendant is to be sentenced as a youthful offender.
- ☐ The defendant is amenable to the services of a postadjudicatory treatment-based drug court program and is otherwise qualified to participate in the program.
- ☐ The defendant was making a good faith effort to obtain or provide medical assistance for an individual experiencing a drug-related overdose.
- ☐ Other Reason(s) \_\_\_\_\_

Pursuant to 921.0026(3) the defendant's substance abuse or addiction does not justify a downward departure from the lowest permissible sentence, except for the provisions of s. 921.0026(2)(m).

Effective Date: For offenses committed under the Criminal Punishment Code effective for offenses committed on or after October 1, 1998 and subsequent revisions.



**FY 2023-2024 TABLE OF FREQUENTLY CHARGED OFFENSES WITH SEVERITY RANKINGS**

STATUTE (As on Digital Scoresheet)	STATUTE	SECTION	OFFENSE CODE	OFFENSE TYPE	ASI DESCRIPTION	GUIDE-LINE LEVEL	LEVEL EFFECTIVE (YYYYMM)	FELONY DEGREE
893.13(6)(A)	893.13	(6)(A)	9536	DRUGS, POSSESSION/OTHER	POSS.CONTROL.SUBS/OTHER	3	199510	3
790.23(3)	790.23	(3)	8771	WEAPONS, POSSESSION	FEL/DELI W/GUN/CONC WPN/AMMO	5	199401	2
810.02(4)	810.02	(4)	2200	BURGLARY, STRUCTURE	BURGUNOCCSTRUC/CV OR ATT.	4	199401	3
893.13(1)(A)1	893.13	(1)(A)1	9423	DRUGS, MANUFACTURE/SALE/PURCHASE	S/M/D OTH SCH I & II	5	200107	2
812.014(2)(C)1.	812.014	(2)(C)1.	8536	GRAND THEFT, OTHER	GRAND THEFT \$750+LT5K	2	201910	3
812.014(3)(C)	812.014	(3)(C)	2323	OTHER THEFT/PROPERTY DAMAGE	PETIT THEFT/3RD CONVICTION	1	199401	3
812.014(2)(C)6	812.014	(2)(C)6	2404	GRAND THEFT, AUTOMOBILE	GRAND THEFT MOTOR VEHICLE	4	199401	3
784.021(1)(A)	784.021	(1)(A)	1317	AGGRAVATED ASSAULT	AGG ASSLT-W/WPN NO INTENT TO K	6	199401	3
784.07	784.07		1321	ASSAULT/BATTERY ON L.E.O.	BATT.LEO/FIRFGT/EMS/ETC.	4	199401	3
784.07(2)(B)	784.07	(2)(B)	1321	ASSAULT/BATTERY ON L.E.O.	BATT.LEO/FIRFGT/EMS/ETC.	4	199401	3
843.01	843.01		4801	RESISTING ARREST WITH VIOLENCE	RESISTING OFFICER W/VIOLEN.	5	199401	3
784.03(2)	784.03	(2)	1354	VIOLENT, OTHER	2+ SIMPLE BATTERY	1	200107	3
812.019(1)	812.019	(1)	2803	STOLEN PROPERTY	TRAFFIC IN STOLEN PROPERTY	5	199401	2
790.23(3)	790.23	(3)	8771	WEAPONS, POSSESSION	FEL/DELI W/GUN/CONC WPN/AMMO	5	199401	2
322.34(5)	322.34	(5)	8806	TRAFFIC, OTHER	HABITUAL TRAFFIC OFFENDER	1	201910	3
316.1935(2)	316.1935	(2)	4920	ESCAPE	WILLFUL FLEE/ELUDE LEO	3	199810	3
790.01(2)	790.01	(2)	5202	WEAPONS, POSSESSION	CARRYING CONCEALED FIREARM	5	199510	3
316.1935(3)(A)	316.1935	(3)(A)	4927	ESCAPE	FLEE LEO/NO REGARD	4	200407	2
784.045(1)(A)2	784.045	(1)(A)2	1320	AGGRAVATED BATTERY	AGG BATTERY/W/DEADLY WEAPON	7	199401	2
810.02(3)(B)	810.02	(3)(B)	2222	BURGLARY, DWELLING	BURGL UNOCC DWELLING	7	201601	2
817.568(2)	817.568	(2)	8562	FORGERY/COUNTERFEITING	FRAUD USE OF PERSONAL ID	4	200307	3
322.34(2)(C)	322.34	(2)(C)	9864	TRAFFIC, OTHER	FELONY DWLSR	1	201910	3
316.1935(1)	316.1935	(1)	4923	ESCAPE	FLEE/ELUDE LEO-FELONY	1	200407	3
784.041(1)	784.041	(1)	1351	VIOLENT, OTHER	FELONY BATTERY	6	199710	3
784.041(2)	784.041	(2)	1361	ASSAULT/BATTERY, OTHER	DOMESTIC BATT STRANGLE	6	200710	3
784.08(2)(C)	784.08	(2)(C)	1334	ASSAULT/BATTERY, OTHER	BATTERY UPON PERSON 65/OLDER	4	199510	3
784.08(2)(C)	784.08	(2)(C)	1334	ASSAULT/BATTERY, OTHER	BATTERY UPON PERSON 65/OLDER	4	199510	3
827.03(2)(C)	827.03	(2)(C)	3897	ABUSE OF CHILDREN	WILLFUL CHILD ABUSE	6	201210	3
806.13(1)(B)3	806.13	(1)(B)3	2900	BURGLARY/TRESPASS, OTHER	CRIMINAL MISCHIEF/PROP.DAMAGE	2	199401	3
827.03(2)(D)	827.03	(2)(D)	3896	ABUSE OF CHILDREN	CHILD NEGLECT	6	201210	3
810.02(3)(A)	810.02	(3)(A)	2221	BURGLARY, DWELLING	BURGL OCCUPIED DWELLING	7	201601	2
812.13(2)(C)	812.13	(2)(C)	1214	ROBBERY WITHOUT WEAPON	ROBB. NO GUN/DDLY.WPN	6	199401	2

**FY 2023-2024 TABLE OF FREQUENTLY CHARGED OFFENSES WITH SEVERITY RANKINGS**

STATUTE (As on Digital Scoresheet)	STATUTE	SECTION	OFFENSE CODE	OFFENSE TYPE	ASI DESCRIPTION	GUIDE-LINE LEVEL	LEVEL EFFECTIVE (YYYYMM)	FELONY DEGREE
812.13(2)(A)	812.13	(2)(A)	1212	ROBBERY WITH WEAPON	ROBB. GUN OR DEADLY WPN	9	199401	P
812.014(2)(C)3	812.014	(2)(C)3	8532	GRAND THEFT, OTHER	GRAND THEFT \$10K L/\$20K	4	199401	3
943.0435(9)	943.0435	(9)	5027	CRIMINAL JUSTICE SYSTEM	SX OFFNDR FAIL COMPLY PSIA	7	200509	3
782.04(2)	782.04	(2)	914	2ND DEGREE MURDER	2ND DEG.MURD,DANGEROUS ACT	10	199401	P
784.045(1)(A)1	784.045	(1)(A)1	1319	AGGRAVATED BATTERY	AGG BATTERY INTENDED HARM	7	199401	2
893.13(1)(A)2	893.13	(1)(A)2	9514	DRUGS, MANUFACTURE/SALE/PURCHASE	MARIJUANA-SALE/MANUF/DEL	3	199401	3
951.22(1)(H)	951.22	(1)(H)	4845	CRIMINAL JUSTICE SYSTEM	"DRUG\ESCP\CP CB, CO DET FAC"	4	201910	3
951.22(1)(J)	951.22	(1)(J)	4845	CRIMINAL JUSTICE SYSTEM	"DRUG\ESCP\CP CB, CO DET FAC"	4	201910	3
951.22(1)(K)	951.22	(1)(K)	4845	CRIMINAL JUSTICE SYSTEM	"DRUG\ESCP\CP CB, CO DET FAC"	4	201910	3
790.01(3)	790.01	(3)	5328	WEAPONS, POSSESSION	UNLAWFUL CARRYING CONCEALED FA	5	202307	3
893.135(1)(F)1(A)	893.135	(1)(F)1(A)	9573	DRUGS, TRAFFICKING	TRAFF AMPH. 14-U/28 GRAMS	7	199401	1
817.034(4)(A)3	817.034	(4)(A)3	2629	FRAUDULENT PRACTICES	"ORG.FRAUD - UNDER \$20,000"	3	199401	3
790.19	790.19		5231	WEAPONS, DISCHARGING	SHOOT/THROW MISSILE-BLDG/VEH.	6	199401	2
827.071(5)	827.071	(5)	1135	LEWD/LASCIVIOUS BEHAVIOR	POSS PHOTO ETC CHILD SEX PERF	5	200507	3
316.027(2)(A)	316.027	(2)(A)	8814	LEAVE ACCIDENT WITH INJURY/DEATH	LVE CRASH OTHR THAN SER INJ	5	201407	3
836.10	836.1		8522	VIOLENT, OTHER	WRITTEN THREATS KILL/INJ	6	199401	2
812.014(2)(B)1	812.014	(2)(B)1	2329	GRAND THEFT, OTHER	"GRAND THEFT O/20,000 L/\$100,0	6	199401	2
831.09	831.09		8551	FORGERY/COUNTERFEITING	UTTERING FORGED BILLS	2	199401	3
817.61	817.61		8580	FRAUDULENT PRACTICES	FRAUD-CREDIT-CARD	2	199401	3
810.02(2)(A)	810.02	(2)(A)	2208	BURGLARY WITH ASSAULT	BURGLARY ASSAULT ANY PERSON	8	199401	P
810.02(2)(B)	810.02	(2)(B)	2209	BURGLARY, ARMED	"BURGLARY,ARMED W/EXP. OR WEAP	8	199401	P
784.082(3)	784.082	(3)	1339	ASSAULT/BATTERY, OTHER	BATTERY BY DETAINEE	4	199610	3
316.193(2)(B)1	316.193	(2)(B)1	8823	DUI, NO INJURY	FELONY DUI 3RD CONV.	3	200207	3
934.215	934.215		1520	OTHER	2-WAY COMM.-COMMIT FELONY	4	200107	3
893.135(1)(B)1A	893.135	(1)(B)1A	9570	DRUGS, TRAFFICKING	TRAFF COCAINE 28-U/200GR	7	199401	1
812.015	812.015		8535	STOLEN PROPERTY	RETAIL THEFT \$750+	5	201910	3
784.045(1)(B)	784.045	(1)(B)	1329	AGGRAVATED BATTERY	"AGGRAV.BATTERY,VICTIM PREGNAN	7	199401	2
316.193(2)(B)3	316.193	(2)(B)3	5406	DUI, NO INJURY	FELONY DUI 4TH/SUBS.CONV.	6	199401	3
893.135(1)(F)1(B)	893.135	(1)(F)1(B)	9583	DRUGS, TRAFFICKING	TRAFF AMPH. 28-U/200 GR	8	199401	1
787.02(2)	787.02	(2)	1010	KIDNAPPING	FALS.IMPRSN-NO 787.01 INT	6	199401	3
812.131(2)(B)	812.131	(2)(B)	1219	ROBBERY WITHOUT WEAPON	SUDDEN SNATCH NO WEAPON	5	199910	3
812.014(2)(C)1	812.014	(2)(C)1	8530	GRAND THEFT, OTHER	"GRAND THEFT,300 L/5,000"	2	199401	3

**FY 2023-2024 TABLE OF FREQUENTLY CHARGED OFFENSES WITH SEVERITY RANKINGS**

STATUTE (As on Digital Scoresheet)	STATUTE	SECTION	OFFENSE CODE	OFFENSE TYPE	ASI DESCRIPTION	GUIDE-LINE LEVEL	LEVEL EFFECTIVE (YYYYMM)	FELONY DEGREE
893.135(1)(K)1A	893.135	(1)(K)1A	9448	DRUGS, TRAFFICKING	"TRAFF.MDMA,PHEN 10-U/200 GR"	7	200010	1
893.135(1)(C)4.A.	893.135	(1)(C)4.A.	9465	DRUGS, TRAFFICKING	TRAFFICK IN FENTANYL 4-13G	7	201710	1
893.135(1)(C)4.B.I.	893.135	(1)(C)4.B.I.	9465	DRUGS, TRAFFICKING	TRAFFICK IN FENTANYL 4-13G	7	201710	1
812.014(2)(C)2	812.014	(2)(C)2	8531	GRAND THEFT, OTHER	GRAND THEFT \$5KL/\$10K	3	199401	3
831	831		8541	FORGERY/COUNTERFEITING	UTTER FORGED INSTRUMENT	2	199401	3
831.07	831.07		8541	FORGERY/COUNTERFEITING	UTTER FORGED INSTRUMENT	2	199401	3
918.13(2)(a)	918.13	(2)(a)	4794	CRIMINAL JUSTICE SYSTEM	OBSTRUCT CRIME INVESTIGATION	3	202210	3
784.021(1)(B)	784.021	(1)(B)	1318	AGGRAVATED ASSAULT	AGG ASSLT-INTENT COMMIT FELONY	6	199401	3
322.341	322.341		8809	TRAFFIC, OTHER	DRV W/LIC PERM REVOKED	1	199807	3
893.135(1)(C)1A	893.135	(1)(C)1A	9571	DRUGS, TRAFFICKING	TRAFF ILL DRUGS 4-U/14 GRAMS	7	199401	1
794.011(8)(B)	794.011	(8)(B)	1142	1ST DEGREE SEXUAL BATTERY	"SEX BAT/MINOR,FAM/CUST AUTH"	9	199706	P
794.011(8)(B)	794.011	(8)(B)	1142	1ST DEGREE SEXUAL BATTERY	"SEX BAT/MINOR,FAM/CUST AUTH"	9	199706	P
784.048(3)	784.048	(3)	1341	AGGRAVATED STALKING	AGG.STALK-CREDIBLE THREAT	6	199510	3
784.048(4)	784.048	(4)	1342	AGGRAVATED STALKING	AGG.STALK-VIOL.COURT ORDER	7	199510	3
800.04(5)(B)	800.04	(5)(B)	3622	LEWD/LASCIVIOUS BEHAVIOR	L/L MOLEST V<12 OFF 18+	9	199910	L
944.40	944.4		8731	ESCAPE	ESCAPE	6	199401	2
414.39(5)(B)	414.39	(5)(B)	2550	FRAUDULENT PRACTICES	PUB ASST FRAUD \$200<\$20K	1	201410	3
817.52(3)	817.52	(3)	8641	FRAUDULENT PRACTICES	FAIL TO RETURN RENTED VEH.	2	199401	3
775.261(8)(A)	775.261	(8)(A)	5060	CRIMINAL JUSTICE SYSTEM	FAIL REGISTER-CAREER CRIM.	1	200207	3
810.02(3)(C)	810.02	(3)(C)	2210	BURGLARY, STRUCTURE	BURG/N/ASSLT/OCC.STRUCT.	6	199401	2
800.04(4)(A)1.	800.04	(4)(A)1.	1095	2ND DEGREE SEXUAL BATTERY	L&L BATT MINOR	8	201410	2
847.0135(4)	847.0135	(4)	1156	LEWD/LASCIVIOUS BEHAVIOR	"TRVL MET MINOR INTERNET SO,L&	7	200707	2
810.02(3)(D)	810.02	(3)(D)	2223	BURGLARY, DWELLING	BURGL OCCUPIED CONVEYANCE	7	201601	2
893.13(1)(A)2	893.13	(1)(A)2	9513	DRUGS, MANUFACTURE/SALE/PURCHASE	OTH.DRUG-SALE/MANUF/DELIV	3	199401	3
782.04(1)	782.04	(1)	913	CAPITAL MURDER	1ST DG MUR/PREMED. OR ATT.	98	199401	C
943.0435(4)(D)	943.0435	(4)(D)	1049	CRIMINAL JUSTICE SYSTEM	"SEX OFF, TRANS NO REP"	7	201410	3
828.12(2)	828.12	(2)	3934	OTHER	AGG ANIMAL CRUELTY	5	201810	3
316.193(3)(C)2	316.193	(3)(C)2	5404	DUI, INJURY	"DUI,CAUSE SERIOUS BODILY INJR	7	199401	3
782.07(1)	782.07	(1)	910	MANSLAUGHTER	"HOMICIDE,MANSL.CUL.NEGLI"	7	199401	2
812.13(2)(B)	812.13	(2)(B)	1213	ROBBERY WITH WEAPON	ROBB. WPN-NOT DEADLY	8	199401	1
784.07(2)(C)	784.07	(2)(C)	1328	ASSAULT/BATTERY ON L.E.O.	AGG.ASSLT/LEO/FIREFGT/EMS/ETC.	6	199401	2
316.193(3)(C)3	316.193	(3)(C)3	8821	DUI MANSLAUGHTER	DUI MANSLAUGHTER	8	199401	2

**FY 2023-2024 TABLE OF FREQUENTLY CHARGED OFFENSES WITH SEVERITY RANKINGS**

STATUTE (As on Digital Scoresheet)	STATUTE	SECTION	OFFENSE CODE	OFFENSE TYPE	ASI DESCRIPTION	GUIDE-LINE LEVEL	LEVEL EFFECTIVE (YYYYMM)	FELONY DEGREE
812.014(2)(C)5	812.014	(2)(C)5	2320	GRAND THEFT, OTHER	GRAND THEFT FIREARM	4	199401	3
951.22(1)(I)	951.22	(1)(I)	4844	WPN CONTRA, CO DETENTN FAC	"WPN CONTRA, CO DETENTN FAC"	9	201910	3
316.1935(4)(A)	316.1935	(4)(A)	4926	ESCAPE	AGG.FLEE/ELUDE LEO	5	200407	2
817.034(4)(A)	817.034	(4)(A)	2627	FRAUDULENT PRACTICES	ORG.FRAUD-\$50K OR MORE	6	199401	3
812.155(1-3)	812.155	(1-3)	2698	FRAUDULENT PRACTICES	FRAUD-RENTAL PROPERTY \$300	1	199401	3
827.03(2)(A)	827.03	(2)(A)	3826	ABUSE OF CHILDREN	AGGRAVATED CHILD ABUSE	9	201210	1
794.011(2)	794.011	(2)	1120	CAPITAL SEXUAL BATTERY	SEX BAT BY ADULT/VCTM LT 12	98	199401	C
794.011(2)	794.011	(2)	1120	CAPITAL SEXUAL BATTERY	SEX BAT BY ADULT/VCTM LT 12	98	199401	C
316.027(1)(B)	316.027	(1)(B)	8813	LEAVE ACCIDENT WITH INJURY/DEATH	LEAVE CRASH W/DEATH	7	200307	1
316.027(2)(B)	316.027	(2)(B)	8815	LEAVE ACCIDENT WITH INJURY/DEATH	LEAVE CRASH W/SERIOUS INJ	6	201407	2
800.04(6)(B)	800.04	(6)(B)	3626	LEWD/LASCIVIOUS BEHAVIOR	L/L CONDUCT V<16 OFF 18+	6	199910	2
539.001(8)(B)8B	539.001	(8)(B)8B	6253	FRAUDULENT PRACTICES	FALS INF. TO PWNBRKR<\$300	4	199801	2

# **Offense Severity Ranking Chart**

## **Florida Criminal Punishment Code**

### **Section 921.0022, Florida Statutes**

Felony offenses subject to the 1998 Criminal Punishment Code are listed in a single offense severity ranking chart located at section 921.0022, Florida Statutes. The offense severity ranking chart employs 10 offense levels, ranked from least severe to most severe. Each felony offense is assigned to a level according to the severity of the offense, commensurate with the harm or potential for harm to the community that is caused by the offense, as determined by statute. The numerical statutory reference in the left column of the chart and the felony degree designations in the middle column of the chart determine whether felony offenses are specifically listed in the offense severity ranking chart and the appropriate severity level. The language in the right column is merely descriptive.

Felony offenses not listed in section 921.0022, Florida Statutes, are assigned a severity level in accordance with section 921.0023, Florida Statutes, as follows:

- (A) A felony of the third degree within offense level 1.
- (B) A felony of the second degree within offense level 4.
- (C) A felony of the first degree within offense level 7.
- (D) A felony of the first degree punishable by life within offense level 9.
- (E) A life felony within offense level 10.

An offense does not become unlisted and subject to the provisions of section 921.0023, Florida Statutes, because of a reclassification of the degree of felony pursuant to section 775.0845, section 775.0861, section 775.0862, section 775.087, section 775.0875, section 794.023, Florida Statutes, or any other law that provides an enhanced penalty for a felony offense.

**921.0022 Criminal Punishment Code; offense severity ranking chart.—**

(1) The offense severity ranking chart must be used with the Criminal Punishment Code worksheet to compute a sentence score for each felony offender whose offense was committed on or after October 1, 1998.

(2) The offense severity ranking chart has 10 offense levels, ranked from least severe, which are level 1 offenses, to most severe, which are level 10 offenses, and each felony offense is assigned to a level according to the severity of the offense. For purposes of determining which felony offenses are specifically listed in the offense severity ranking chart and which severity level has been assigned to each of these offenses, the numerical statutory references in the left column of the chart and the felony degree designations in the middle column of the chart are controlling; the language in the right column of the chart is provided solely for descriptive purposes. Reclassification of the degree of the felony through the application of s. 775.0845, s. 775.085, s. 775.0861, s. 775.0862, s. 775.0863, s. 775.087, s. 775.0875, s. 794.023, or any other law that provides an enhanced penalty for a felony offense, to any offense listed in the offense severity ranking chart in this section shall not cause the offense to become unlisted and is not subject to the provisions of s. 921.0023.

**(3) OFFENSE SEVERITY RANKING CHART****(a) LEVEL 1**

<b>Florida Statute</b>	<b>Felony Degree</b>	<b>Description</b>
24.118(3)(a)	3rd	Counterfeit or altered state lottery ticket.
104.0616(2)	3rd	Unlawfully distributing, ordering, requesting, collecting, delivering, or possessing vote-by-mail ballots.
212.054(2)(b)	3rd	Discretionary sales surtax; limitations, administration, and collection.
212.15(2)(b)	3rd	Failure to remit sales taxes, amount \$1,000 or more but less than \$20,000.
316.1935(1)	3rd	Fleeing or attempting to elude law enforcement officer.
319.30(5)	3rd	Sell, exchange, give away certificate of title or identification number plate.
319.35(1)(a)	3rd	Tamper, adjust, change, etc., an odometer.
320.26(1)(a)	3rd	Counterfeit, manufacture, or sell registration license plates or validation stickers.
322.212	3rd	Possession of forged, stolen, counterfeit, or unlawfully issued driver license;
(1)(a)-(c)		possession of simulated identification.
322.212(4)	3rd	Supply or aid in supplying unauthorized driver license or identification card.
322.212(5)(a)	3rd	False application for driver license or identification card.
414.39(3)(a)	3rd	Fraudulent misappropriation of public assistance funds by employee/official, value more than \$200.
443.071(1)	3rd	False statement or representation to obtain or increase reemployment assistance benefits.
509.151(1)	3rd	Defraud an innkeeper, food or lodging value \$1,000 or more.
517.302(1)	3rd	Violation of the Florida Securities and Investor Protection Act.
713.69	3rd	Tenant removes property upon which lien has accrued, value \$1,000 or more.
812.014(3)(c)	3rd	Petit theft (3rd conviction); theft of any property not specified in subsection (2).
815.04(4)(a)	3rd	Offense against intellectual property (i.e., computer programs, data).
817.52(2)	3rd	Hiring with intent to defraud, motor vehicle services.
817.569(2)	3rd	Use of public record or public records information or providing false information to facilitate commission of a felony.
826.01	3rd	Bigamy.
828.122(3)	3rd	Fighting or baiting animals.
831.04(1)	3rd	Any erasure, alteration, etc., of any replacement deed, map, plat, or other document listed in s. 92.28.
831.31(1)(a)	3rd	Sell, deliver, or possess counterfeit controlled substances, all but s. 893.03(5) drugs.
832.041(1)	3rd	Stopping payment with intent to defraud \$150 or more.

832.05(2)(b) & (4)(c)	3rd	Knowing, making, issuing worthless checks \$150 or more or obtaining property in return for worthless check \$150 or more.
838.15(2)	3rd	Commercial bribe receiving.
838.16	3rd	Commercial bribery.
843.18	3rd	Fleeing by boat to elude a law enforcement officer.
847.011(1)(a)	3rd	Sell, distribute, etc., obscene, lewd, etc., material (2nd conviction).
849.09(1)(a)-(d)	3rd	Lottery; set up, promote, etc., or assist therein, conduct or advertise drawing for prizes, or dispose of property or money by means of lottery.
849.23	3rd	Gambling-related machines; "common offender" as to property rights.
849.25(2)	3rd	Engaging in bookmaking.
860.08	3rd	Interfere with a railroad signal.
860.13(1)(a)	3rd	Operate aircraft while under the influence.
893.13(2)(a)2.	3rd	Purchase of cannabis.
893.13(6)(a)	3rd	Possession of cannabis (more than 20 grams).
934.03(1)(a)	3rd	Intercepts, or procures any other person to intercept, any wire or oral communication.

## **(b) LEVEL 2**

<b>Florida Statute</b>	<b>Felony Degree</b>	<b>Description</b>
379.2431 (1)(e)3.	3rd	Possession of 11 or fewer marine turtle eggs in violation of the Marine Turtle Protection Act.
379.2431 (1)(e)4.	3rd	Possession of more than 11 marine turtle eggs in violation of the Marine Turtle Protection Act.
403.413(6)(c)	3rd	Dumps waste litter exceeding 500 lbs. in weight or 100 cubic feet in volume or any quantity for commercial purposes, or hazardous waste.
517.07(2)	3rd	Failure to furnish a prospectus meeting requirements.
590.28(1)	3rd	Intentional burning of lands.
784.03(3)	3rd	Battery during a riot or an aggravated riot.
784.05(3)	3rd	Storing or leaving a loaded firearm within reach of minor who uses it to inflict injury or death.
787.04(1)	3rd	In violation of court order, take, entice, etc., minor beyond state limits.
806.13(1)(b)3.	3rd	Criminal mischief; damage \$1,000 or more to public communication or any other public service.
806.13(3)	3rd	Criminal mischief; damage of \$200 or more to a memorial or historic property.
810.061(2)	3rd	Impairing or impeding telephone or power to a dwelling; facilitating or furthering burglary.
810.09(2)(d)	3rd	Trespassing on posted commercial horticulture property.
812.014(2)(c)1.	3rd	Grand theft, 3rd degree; \$750 or more but less than \$5,000.
812.014(2)(d)1.	3rd	Grand theft, 3rd degree; \$40 or more but less than \$750, taken from dwelling or its unenclosed curtilage.
812.014(2)(e)2.	3rd	Petit theft, 1st degree; less than \$40 taken from dwelling or its unenclosed curtilage with one prior theft conviction.
812.015(7)	3rd	Possession, use, or attempted use of an antishoplifting or inventory control device countermeasure.
817.234(1)(a)2.	3rd	False statement in support of insurance claim.
817.481(3)(a)	3rd	Obtain credit or purchase with false, expired, counterfeit, etc., credit card, value over \$300.
817.52(3)	3rd	Failure to redeliver hired vehicle.
817.54	3rd	With intent to defraud, obtain mortgage note, etc., by false representation.
817.60(5)	3rd	Dealing in credit cards of another.
817.60(6)(a)	3rd	Forgery; purchase goods, services with false card.
817.61	3rd	Fraudulent use of credit cards over \$100 or more within 6 months.
826.04	3rd	Knowingly marries or has sexual intercourse with person to whom related.

831.01	3rd	Forgery.
831.02	3rd	Uttering forged instrument; utters or publishes alteration with intent to defraud.
831.07	3rd	Forging bank bills, checks, drafts, or promissory notes.
831.08	3rd	Possessing 10 or more forged notes, bills, checks, or drafts.
831.09	3rd	Uttering forged notes, bills, checks, drafts, or promissory notes.
831.11	3rd	Bringing into the state forged bank bills, checks, drafts, or notes.
832.05(3)(a)	3rd	Cashing or depositing item with intent to defraud.
843.01(2)	3rd	Resist police canine or police horse with violence; under certain circumstances.
843.08	3rd	False personation.
843.19(3)	3rd	Touch or strike police, fire, SAR canine or police horse.
893.13(2)(a)2.	3rd	Purchase of any s. 893.03(1)(c), (2)(c)1., (2)(c)2., (2)(c)3., (2)(c)6., (2)(c)7., (2)(c)8., (2)(c)9., (2)(c)10., (3), or (4) drugs other than cannabis.
893.147(2)	3rd	Manufacture or delivery of drug paraphernalia.

### (C) LEVEL 3

Florida Statute	Felony Degree	Description
119.10(2)(b)	3rd	Unlawful use of confidential information from police reports.
316.066	3rd	Unlawfully obtaining or using confidential crash reports.
(3)(b)-(d)		
316.193(2)(b)	3rd	Felony DUI, 3rd conviction.
316.1935(2)	3rd	Fleeing or attempting to elude law enforcement officer in patrol vehicle with siren and lights activated.
319.30(4)	3rd	Possession by junkyard of motor vehicle with identification number plate removed.
319.33(1)(a)	3rd	Alter or forge any certificate of title to a motor vehicle or mobile home.
319.33(1)(c)	3rd	Procure or pass title on stolen vehicle.
319.33(4)	3rd	With intent to defraud, possess, sell, etc., a blank, forged, or unlawfully obtained title or registration.
327.35(2)(b)	3rd	Felony BUI.
328.05(2)	3rd	Possess, sell, or counterfeit fictitious, stolen, or fraudulent titles or bills of sale of vessels.
328.07(4)	3rd	Manufacture, exchange, or possess vessel with counterfeit or wrong ID number.
376.302(5)	3rd	Fraud related to reimbursement for cleanup expenses under the Inland Protection Trust Fund.
379.2431	3rd	Taking, disturbing, mutilating, destroying, causing to be destroyed, transferring, selling, offering to sell, molesting, or harassing marine turtles, marine turtle eggs,
(1)(e)5.		
379.2431	3rd	Possessing any marine turtle species or hatchling, or parts thereof, or the nest of any marine turtle species described in the Marine Turtle Protection Act.
(1)(e)6.		
379.2431	3rd	Soliciting to commit or conspiring to commit a violation of the Marine Turtle Protection Act.
(1)(e)7.		
400.9935(4)(a)	3rd	Operating a clinic, or offering services requiring licensure, without a license.
or (b)		
400.9935(4)(e)	3rd	Filing a false license application or other required information or failing to report information.
440.1051(3)	3rd	False report of workers' compensation fraud or retaliation for making such a report.
501.001(2)(b)	2nd	Tampers with a consumer product or the container using materially false/misleading information.
624.401(4)(a)	3rd	Transacting insurance without a certificate of authority.
624.401(4)(b)1.	3rd	Transacting insurance without a certificate of authority; premium collected less than \$20,000.
626.902(1)(a)	3rd	Representing an unauthorized insurer.
(b)		
697.08	3rd	Equity skimming.



790.15(3)	3rd	Person directs another to discharge firearm from a vehicle.
794.053	3rd	Lewd or lascivious written solicitation of a person 16 or 17 years of age by a person 24 years of age or older.
806.10(1)	3rd	Maliciously injure, destroy, or interfere with vehicles or equipment used in firefighting.
806.10(2)	3rd	Interferes with or assaults firefighter in performance of duty.
810.09(2)(b)	3rd	Trespass on property other than structure or conveyance armed with firearm or dangerous weapon.
810.145(2)(c)	3rd	Digital voyeurism; 19 years of age or older.
812.014(2)(c)2.	3rd	Grand theft; \$5,000 or more but less than \$10,000.
812.0145(2)(c)	3rd	Theft from person 65 years of age or older; \$300 or more but less than \$10,000.
812.015(8)(b)	3rd	Retail theft with intent to sell; conspires with others.
812.081(2)	3rd	Theft of a trade secret.
815.04(4)(b)	2nd	Computer offense devised to defraud or obtain property.
817.034(4)(a)3.	3rd	Engages in scheme to defraud (Florida Communications Fraud Act), property valued at less than \$20,000.
817.233	3rd	Burning to defraud insurer.
817.234	3rd	Unlawful solicitation of persons involved in motor vehicle accidents.
(8)(b) & (c)		
817.234(11)(a)	3rd	Insurance fraud; property value less than \$20,000.
817.236	3rd	Filing a false motor vehicle insurance application.
817.2361	3rd	Creating, marketing, or presenting a false or fraudulent motor vehicle insurance card.
817.413(2)	3rd	Sale of used goods of \$1,000 or more as new.
817.49(2)(b)1.	3rd	Willful making of a false report of a crime causing great bodily harm, permanent disfigurement, or permanent disability.
831.28(2)(a)	3rd	Counterfeiting a payment instrument with intent to defraud or possessing a counterfeit payment instrument with intent to defraud.
831.29	2nd	Possession of instruments for counterfeiting driver licenses or identification cards.
836.13(2)	3rd	Person who promotes an altered sexual depiction of an identifiable person without consent.
838.021(3)(b)	3rd	Threatens unlawful harm to public servant.
847.01385	3rd	Harmful communication to a minor.
860.15(3)	3rd	Overcharging for repairs and parts.
870.01(2)	3rd	Riot.
870.01(4)	3rd	Inciting a riot.
893.13(1)(a)2.	3rd	Sell, manufacture, or deliver cannabis (or other s. 893.03(1)(c), (2)(c)1., (2)(c)2., (2)(c)3., (2)(c)6., (2)(c)7., (2)(c)8., (2)(c)9., (2)(c)10., (3), or (4) drugs).
893.13(1)(d)2.	2nd	Sell, manufacture, or deliver s. 893.03(1)(c), (2)(c)1., (2)(c)2., (2)(c)3., (2)(c)6., (2)(c)7., (2)(c)8., (2)(c)9., (2)(c)10., (3), or (4) drugs within 1,000 feet of university.
893.13(1)(f)2.	2nd	Sell, manufacture, or deliver s. 893.03(1)(c), (2)(c)1., (2)(c)2., (2)(c)3., (2)(c)6., (2)(c)7., (2)(c)8., (2)(c)9., (2)(c)10., (3), or (4) drugs within 1,000 feet of public housing facility.
893.13(4)(c)	3rd	Use or hire of minor; deliver to minor other controlled substances.
893.13(6)(a)	3rd	Possession of any controlled substance other than felony possession of cannabis.
893.13(7)(a)8.	3rd	Withhold information from practitioner regarding previous receipt of or prescription for a controlled substance.
893.13(7)(a)9.	3rd	Obtain or attempt to obtain controlled substance by fraud, forgery, misrepresentation, etc.
893.13(7)(a)10.	3rd	Affix false or forged label to package of controlled substance.
893.13(7)(a)11.	3rd	Furnish false or fraudulent material information on any document or record required by chapter 893.
893.13(8)(a)1.	3rd	Knowingly assist a patient, other person, or owner of an animal in obtaining a controlled substance through deceptive, untrue, or fraudulent representations in or related to the practitioner's practice.

893.13(8)(a)2.	3rd	Employ a trick or scheme in the practitioner's practice to assist a patient, other person, or owner of an animal in obtaining a controlled substance.
893.13(8)(a)3.	3rd	Knowingly write a prescription for a controlled substance for a fictitious person.
893.13(8)(a)4.	3rd	Write a prescription for a controlled substance for a patient, other person, or an animal if the sole purpose of writing the prescription is a monetary benefit for the practitioner.
918.13(1)	3rd	Tampering with or fabricating physical evidence.
944.47	3rd	Introduce contraband to correctional facility.
(1)(a)1. & 2.		
944.47(1)(c)	2nd	Possess contraband while upon the grounds of a correctional institution.
985.721	3rd	Escapes from a juvenile facility (secure detention or residential commitment facility).

**(d) LEVEL 4**

<b>Florida Statute</b>	<b>Felony Degree</b>	<b>Description</b>
316.1935(3)(a)	2nd	Driving at high speed or with wanton disregard for safety while fleeing or attempting to elude law enforcement officer who is in a patrol vehicle with siren and lights activated.
499.0051(1)	3rd	Failure to maintain or deliver transaction history, transaction information, or transaction statements.
499.0051(5)	2nd	Knowing sale or delivery, or possession with intent to sell, contraband prescription drugs.
517.07(1)	3rd	Failure to register securities.
517.12(1)	3rd	Failure of dealer or associated person of a dealer of securities to register.
784.031	3rd	Battery by strangulation.
784.07(2)(b)	3rd	Battery of law enforcement officer, firefighter, etc.
784.074(1)(c)	3rd	Battery of sexually violent predators facility staff.
784.075	3rd	Battery on detention or commitment facility staff.
784.078	3rd	Battery of facility employee by throwing, tossing, or expelling certain fluids or materials.
784.08(2)(c)	3rd	Battery on a person 65 years of age or older.
784.081(3)	3rd	Battery on specified official or employee.
784.082(3)	3rd	Battery by detained person on visitor or other detainee.
784.083(3)	3rd	Battery on code inspector.
784.085	3rd	Battery of child by throwing, tossing, projecting, or expelling certain fluids or materials.
787.03(1)	3rd	Interference with custody; wrongly takes minor from appointed guardian.
787.04(2)	3rd	Take, entice, or remove child beyond state limits with criminal intent pending custody proceedings.
787.04(3)	3rd	Carrying child beyond state lines with criminal intent to avoid producing child at custody hearing or delivering to designated person.
787.07	3rd	Human smuggling.
790.115(1)	3rd	Exhibiting firearm or weapon within 1,000 feet of a school.
790.115(2)(b)	3rd	Possessing electric weapon or device, destructive device, or other weapon on school property.
790.115(2)(c)	3rd	Possessing firearm on school property.
794.051(1)	3rd	Indecent, lewd, or lascivious touching of certain minors.
800.04(7)(c)	3rd	Lewd or lascivious exhibition; offender less than 18 years.

806.135	2nd	Destroying or demolishing a memorial or historic property.
810.02(4)(a)	3rd	Burglary, or attempted burglary, of an unoccupied structure; unarmed; no assault or battery.
810.02(4)(b)	3rd	Burglary, or attempted burglary, of an unoccupied conveyance; unarmed; no assault or battery.
810.06	3rd	Burglary; possession of tools.
810.08(2)(c)	3rd	Trespass on property, armed with firearm or dangerous weapon.
810.145(3)(b)	3rd	Digital voyeurism dissemination.
812.014(2)(c)3.	3rd	Grand theft, 3rd degree \$10,000 or more but less than \$20,000.
812.014 (2)(c)4. & 6.-10.	3rd	Grand theft, 3rd degree; specified items.
812.014(2)(d)2.	3rd	Grand theft, 3rd degree; \$750 or more taken from dwelling or its unenclosed curtilage.
812.014(2)(e)3.	3rd	Petit theft, 1st degree; less than \$40 taken from dwelling or its unenclosed curtilage with two or more prior theft convictions.
812.0195(2)	3rd	Dealing in stolen property by use of the Internet; property stolen \$300 or more.
817.505(4)(a)	3rd	Patient brokering.
817.563(1)	3rd	Sell or deliver substance other than controlled substance agreed upon, excluding s. 893.03(5) drugs.
817.568(2)(a)	3rd	Fraudulent use of personal identification information.
817.5695(3)(c)	3rd	Exploitation of person 65 years of age or older, value less than \$10,000.
817.625(2)(a)	3rd	Fraudulent use of scanning device, skimming device, or reencoder.
817.625(2)(c)	3rd	Possess, sell, or deliver skimming device.
828.125(1)	2nd	Kill, maim, or cause great bodily harm or permanent breeding disability to any registered horse or cattle.
836.14(2)	3rd	Person who commits theft of a sexually explicit image with intent to promote it.
836.14(3)	3rd	Person who willfully possesses a sexually explicit image with certain knowledge, intent, and purpose.
837.02(1)	3rd	Perjury in official proceedings.
837.021(1)	3rd	Make contradictory statements in official proceedings.
838.022	3rd	Official misconduct.
839.13(2)(a)	3rd	Falsifying records of an individual in the care and custody of a state agency.
839.13(2)(c)	3rd	Falsifying records of the Department of Children and Families.
843.021	3rd	Possession of a concealed handcuff key by a person in custody.
843.025	3rd	Deprive law enforcement, correctional, or correctional probation officer of means of protection or communication.
843.15(1)(a)	3rd	Failure to appear while on bail for felony (bond estreatment or bond jumping).
843.19(2)	2nd	Injure, disable, or kill police, fire, or SAR canine or police horse.
847.0135(5)(c)	3rd	Lewd or lascivious exhibition using computer; offender less than 18 years.
870.01(3)	2nd	Aggravated rioting.
870.01(5)	2nd	Aggravated inciting a riot.
874.05(1)(a)	3rd	Encouraging or recruiting another to join a criminal gang.
893.13(2)(a)1.	2nd	Purchase of cocaine (or other s. 893.03(1)(a), (b), or (d), (2)(a), (2)(b), or (2)(c)5. drugs).
914.14(2)	3rd	Witnesses accepting bribes.
914.22(1)	3rd	Force, threaten, etc., witness, victim, or informant.
914.23(2)	3rd	Retaliation against a witness, victim, or informant, no bodily injury.
916.1085 (2)(c)1.	3rd	Introduction of specified contraband into certain DCF facilities.
918.12	3rd	Tampering with jurors.
934.215	3rd	Use of two-way communications device to facilitate commission of a crime.
944.47(1)(a)6.	3rd	Introduction of contraband (cellular telephone or other portable communication device) into correctional institution.
951.22(1)(h), (j) & (k)	3rd	Intoxicating drug, instrumentality or other device to aid escape, or cellular telephone or other portable communication device introduced into county

**(e) LEVEL 5**

<b>Florida Statute</b>	<b>Felony Degree</b>	<b>Description</b>
316.027(2)(a)	3rd	Accidents involving personal injuries other than serious bodily injury, failure to stop; leaving scene.
316.1935(4)(a)	2nd	Aggravated fleeing or eluding.
316.80(2)	2nd	Unlawful conveyance of fuel; obtaining fuel fraudulently.
322.34(6)	3rd	Careless operation of motor vehicle with suspended license, resulting in death or serious bodily injury.
327.30(5)	3rd	Vessel accidents involving personal injury; leaving scene.
379.365(2)(c)1.	3rd	Violation of rules relating to: willful molestation of stone crab traps, lines, or buoys; illegal bartering, trading, or sale, conspiring or aiding in such barter, trade, or sale, or supplying, agreeing to supply, aiding in supplying, or giving away stone crab trap tags or certificates; making, altering, forging, counterfeiting, or reproducing stone crab trap tags; possession of forged, counterfeit, or imitation stone crab trap tags; and engaging in the commercial harvest of stone crabs while license is suspended or revoked.
379.367(4)	3rd	Willful molestation of a commercial harvester's spiny lobster trap, line, or buoy.
379.407(5)(b)3.	3rd	Possession of 100 or more undersized spiny lobsters.
381.0041(11)(b)	3rd	Donate blood, plasma, or organs knowing HIV positive.
440.10(1)(g)	2nd	Failure to obtain workers' compensation coverage.
440.105(5)	2nd	Unlawful solicitation for the purpose of making workers' compensation claims.
440.381(2)	3rd	Submission of false, misleading, or incomplete information with the purpose of avoiding or reducing workers' compensation premiums.
624.401(4)(b)2.	2nd	Transacting insurance without a certificate or authority; premium collected \$20,000 or more but less than \$100,000.
626.902(1)(c)	2nd	Representing an unauthorized insurer; repeat offender.
790.01(3)	3rd	Unlawful carrying of a concealed firearm.
790.162	2nd	Threat to throw or discharge destructive device.
790.163(1)	2nd	False report of bomb, explosive, weapon of mass destruction, or use of firearms in violent manner.
790.221(1)	2nd	Possession of short-barreled shotgun or machine gun.
790.23	2nd	Felons in possession of firearms, ammunition, or electronic weapons or devices.
796.05(1)	2nd	Live on earnings of a prostitute; 1st offense.
800.04(6)(c)	3rd	Lewd or lascivious conduct; offender less than 18 years of age.
800.04(7)(b)	2nd	Lewd or lascivious exhibition; offender 18 years of age or older.
806.111(1)	3rd	Possess, manufacture, or dispense fire bomb with intent to damage any structure or property.
810.145(4)(c)	3rd	Commercial digital voyeurism dissemination.
810.145(7)(a)	2nd	Digital voyeurism; 2nd or subsequent offense.
810.145(8)(a)	2nd	Digital voyeurism; certain minor victims.
812.014(2)(d)3.	2nd	Grand theft, 2nd degree; theft from 20 or more dwellings or their unenclosed curtilage, or any combination.
812.0145(2)(b)	2nd	Theft from person 65 years of age or older; \$10,000 or more but less than \$50,000.
812.015 (8)(a) & (c)-(e)	3rd	Retail theft; property stolen is valued at \$750 or more and one or more specified acts.
812.015(8)(f)	3rd	Retail theft; multiple thefts within specified period.
812.015(8)(g)	3rd	Retail theft; committed with specified number of other persons.
812.019(1)	2nd	Stolen property; dealing in or trafficking in.
812.081(3)	2nd	Trafficking in trade secrets.
812.131(2)(b)	3rd	Robbery by sudden snatching.
812.16(2)	3rd	Owning, operating, or conducting a chop shop.

817.034(4)(a)2.	2nd	Communications fraud, value \$20,000 to \$50,000.
817.234(11)(b)	2nd	Insurance fraud; property value \$20,000 or more but less than \$100,000.
817.2341(1), (2)(a) & (3)(a)	3rd	Filing false financial statements, making false entries of material fact or false statements regarding property values relating to the solvency of an insuring entity.
817.568(2)(b)	2nd	Fraudulent use of personal identification information; value of benefit, services received, payment avoided, or amount of injury or fraud, \$5,000 or more or use of personal identification information of 10 or more persons.
817.611(2)(a)	2nd	Traffic in or possess 5 to 14 counterfeit credit cards or related documents.
817.625(2)(b)	2nd	Second or subsequent fraudulent use of scanning device, skimming device, or reencoder.
825.1025(4)	3rd	Lewd or lascivious exhibition in the presence of an elderly person or disabled adult.
828.12(2)	3rd	Tortures any animal with intent to inflict intense pain, serious physical injury, or death.
836.14(4)	2nd	Person who willfully promotes for financial gain a sexually explicit image of an identifiable person without consent.
839.13(2)(b)	2nd	Falsifying records of an individual in the care and custody of a state agency involving great bodily harm or death.
843.01(1)	3rd	Resist officer with violence to person; resist arrest with violence.
847.0135(5)(b)	2nd	Lewd or lascivious exhibition using computer; offender 18 years or older.
847.0137 (2) & (3)	3rd	Transmission of pornography by electronic device or equipment.
847.0138 (2) & (3)	3rd	Transmission of material harmful to minors to a minor by electronic device or equipment.
874.05(1)(b)	2nd	Encouraging or recruiting another to join a criminal gang; second or subsequent offense.
874.05(2)(a)	2nd	Encouraging or recruiting person under 13 years of age to join a criminal gang.
893.13(1)(a)1.	2nd	Sell, manufacture, or deliver cocaine (or other s. 893.03(1)(a), (1)(b), (1)(d), (2)(a), (2)(b), or (2)(c)5. drugs).
893.13(1)(c)2.	2nd	Sell, manufacture, or deliver cannabis (or other s. 893.03(1)(c), (2)(c)1., (2)(c)2., (2)(c)3., (2)(c)6., (2)(c)7., (2)(c)8., (2)(c)9., (2)(c)10., (3), or (4) drugs) within 1,000 feet of a child care facility, school, or state, county, or municipal park or publicly owned recreational facility or community center.
893.13(1)(d)1.	1st	Sell, manufacture, or deliver cocaine (or other s. 893.03(1)(a), (1)(b), (1)(d), (2)(a), (2)(b), or (2)(c)5. drugs) within 1,000 feet of university.
893.13(1)(e)2.	2nd	Sell, manufacture, or deliver cannabis or other drug prohibited under s. 893.03(1)(c), (2)(c)1., (2)(c)2., (2)(c)3., (2)(c)6., (2)(c)7., (2)(c)8., (2)(c)9., (2)(c)10., (3), or (4) within 1,000 feet of property used for religious services or a specified business site.
893.13(1)(f)1.	1st	Sell, manufacture, or deliver cocaine (or other s. 893.03(1)(a), (1)(b), (1)(d), or (2)(a), (2)(b), or (2)(c)5. drugs) within 1,000 feet of public housing facility.
893.13(4)(b)	2nd	Use or hire of minor; deliver to minor other controlled substance.
893.1351(1)	3rd	Ownership, lease, or rental for trafficking in or manufacturing of controlled substance.

**(f) LEVEL 6**

<b>Florida Statute</b>	<b>Felony Degree</b>	<b>Description</b>
316.027(2)(b)	2nd	Leaving the scene of a crash involving serious bodily injury.
316.193(2)(b)	3rd	Felony DUI, 4th or subsequent conviction.
400.9935(4)(c)	2nd	Operating a clinic, or offering services requiring licensure, without a license.
499.0051(2)	2nd	Knowing forgery of transaction history, transaction information, or transaction statement.
499.0051(3)	2nd	Knowing purchase or receipt of prescription drug from unauthorized person.

499.0051(4)	2nd	Knowing sale or transfer of prescription drug to unauthorized person.
775.0875(1)	3rd	Taking firearm from law enforcement officer.
784.021(1)(a)	3rd	Aggravated assault; deadly weapon without intent to kill.
784.021(1)(b)	3rd	Aggravated assault; intent to commit felony.
784.041	3rd	Felony battery; domestic battery by strangulation.
784.048(3)	3rd	Aggravated stalking; credible threat.
784.048(5)	3rd	Aggravated stalking of person under 16.
784.07(2)(c)	2nd	Aggravated assault on law enforcement officer.
784.074(1)(b)	2nd	Aggravated assault on sexually violent predators facility staff.
784.08(2)(b)	2nd	Aggravated assault on a person 65 years of age or older.
784.081(2)	2nd	Aggravated assault on specified official or employee.
784.082(2)	2nd	Aggravated assault by detained person on visitor or other detainee.
784.083(2)	2nd	Aggravated assault on code inspector.
787.02(2)	3rd	False imprisonment; restraining with purpose other than those in s. 787.01.
790.115(2)(d)	2nd	Discharging firearm or weapon on school property.
790.161(2)	2nd	Make, possess, or throw destructive device with intent to do bodily harm or damage property.
790.164(1)	2nd	False report concerning bomb, explosive, weapon of mass destruction, act of arson or violence to state property, or use of firearms in violent manner.
790.19	2nd	Shooting or throwing deadly missiles into dwellings, vessels, or vehicles.
794.011(8)(a)	3rd	Solicitation of minor to participate in sexual activity by custodial adult.
794.05(1)	2nd	Unlawful sexual activity with specified minor.
800.04(5)(d)	3rd	Lewd or lascivious molestation; victim 12 years of age or older but less than 16 years of age; offender less than 18 years.
800.04(6)(b)	2nd	Lewd or lascivious conduct; offender 18 years of age or older.
806.031(2)	2nd	Arson resulting in great bodily harm to firefighter or any other person.
810.02(3)(c)	2nd	Burglary of occupied structure; unarmed; no assault or battery.
810.145(8)(b)	2nd	Digital voyeurism; certain minor victims; 2nd or subsequent offense.
812.014(2)(b)1.	2nd	Property stolen \$20,000 or more, but less than \$100,000, grand theft in 2nd degree.
812.014(2)(c)5.	3rd	Grand theft; third degree; firearm.
812.014(6)	2nd	Theft; property stolen \$3,000 or more; coordination of others.
812.015(9)(a)	2nd	Retail theft; property stolen \$750 or more; second or subsequent conviction.
812.015(9)(b)	2nd	Retail theft; aggregated property stolen within 120 days is \$3,000 or more; coordination of others.
812.015(9)(d)	2nd	Retail theft; multiple thefts within specified period.
812.015(9)(e)	2nd	Retail theft; committed with specified number of other persons and use of social media platform.
812.13(2)(c)	2nd	Robbery, no firearm or other weapon (strong-arm robbery).
817.4821(5)	2nd	Possess cloning paraphernalia with intent to create cloned cellular telephones.
817.49(2)(b)2.	2nd	Willful making of a false report of a crime resulting in death.
817.505(4)(b)	2nd	Patient brokering; 10 or more patients.
817.5695(3)(b)	2nd	Exploitation of person 65 years of age or older, value \$10,000 or more, but less than \$50,000.
825.102(1)	3rd	Abuse of an elderly person or disabled adult.
825.102(3)(c)	3rd	Neglect of an elderly person or disabled adult.
825.1025(3)	3rd	Lewd or lascivious molestation of an elderly person or disabled adult.
825.103(3)(c)	3rd	Exploiting an elderly person or disabled adult and property is valued at less than \$10,000.
827.03(2)(c)	3rd	Abuse of a child.
827.03(2)(d)	3rd	Neglect of a child.
827.071(5)	3rd	Possess, control, or intentionally view any photographic material, motion picture, etc., which includes child pornography.
828.126(3)	3rd	Sexual activities involving animals.
836.05	2nd	Threats; extortion.

836.1	2nd	Written or electronic threats to kill, do bodily injury, or conduct a mass shooting or an act of terrorism.
843.12	3rd	Aids or assists person to escape.
847.011	3rd	Distributing, offering to distribute, or possessing with intent to distribute obscene materials depicting minors.
847.012	3rd	Knowingly using a minor in the production of materials harmful to minors.
847.0135(2)	3rd	Facilitates sexual conduct of or with a minor or the visual depiction of such conduct.
893.131	2nd	Distribution of controlled substances resulting in overdose or serious bodily injury.
914.23	2nd	Retaliation against a witness, victim, or informant, with bodily injury.
918.13(2)(b)	2nd	Tampering with or fabricating physical evidence relating to a capital felony.
944.35(3)(a)2.	3rd	Committing malicious battery upon or inflicting cruel or inhuman treatment on an inmate or offender on community supervision, resulting in great bodily harm.
944.4	2nd	Escapes.
944.46	3rd	Harboring, concealing, aiding escaped prisoners.
944.47(1)(a)5.	2nd	Introduction of contraband (firearm, weapon, or explosive) into correctional facility.
951.22(1)(i)	3rd	Firearm or weapon introduced into county detention facility.

**(g) LEVEL 7**

<b>Florida Statute</b>	<b>Felony Degree</b>	<b>Description</b>
316.027(2)(c)	1st	Accident involving death, failure to stop; leaving scene.
316.193(3)(c)2.	3rd	DUI resulting in serious bodily injury.
316.1935(3)(b)	1st	Causing serious bodily injury or death to another person; driving at high speed or with wanton disregard for safety while fleeing or attempting to elude law enforcement officer who is in a patrol vehicle with siren and lights activated.
327.35(3)(c)2.	3rd	Vessel BUI resulting in serious bodily injury.
402.319(2)	2nd	Misrepresentation and negligence or intentional act resulting in great bodily harm, permanent disfigurement, permanent disability, or death.
409.92	3rd	Medicaid provider fraud; \$10,000 or less.
(2)(b)1.a.		
409.92	2nd	Medicaid provider fraud; more than \$10,000, but less than \$50,000.
(2)(b)1.b.		
456.065(2)	3rd	Practicing a health care profession without a license.
456.065(2)	2nd	Practicing a health care profession without a license which results in serious bodily injury.
458.327(1)	3rd	Practicing medicine without a license.
459.013(1)	3rd	Practicing osteopathic medicine without a license.
460.411(1)	3rd	Practicing chiropractic medicine without a license.
461.012(1)	3rd	Practicing podiatric medicine without a license.
462.17	3rd	Practicing naturopathy without a license.
463.015(1)	3rd	Practicing optometry without a license.
464.016(1)	3rd	Practicing nursing without a license.
465.015(2)	3rd	Practicing pharmacy without a license.
466.026(1)	3rd	Practicing dentistry or dental hygiene without a license.
467.201	3rd	Practicing midwifery without a license.
468.366	3rd	Delivering respiratory care services without a license.
483.828(1)	3rd	Practicing as clinical laboratory personnel without a license.
483.901(7)	3rd	Practicing medical physics without a license.
484.013(1)(c)	3rd	Preparing or dispensing optical devices without a prescription.
484.053	3rd	Dispensing hearing aids without a license.
494.0018(2)	1st	Conviction of any violation of chapter 494 in which the total money and property unlawfully obtained exceeded \$50,000 and there were five or more victims.

560.123(8)(b)1.	3rd	Failure to report currency or payment instruments exceeding \$300 but less than \$20,000 by a money services business.
560.125(5)(a)	3rd	Money services business by unauthorized person, currency or payment instruments exceeding \$300 but less than \$20,000.
655.50(10)(b)1.	3rd	Failure to report financial transactions exceeding \$300 but less than \$20,000 by financial institution.
775.21(10)(a)	3rd	Sexual predator; failure to register; failure to renew driver license or identification card; other registration violations.
775.21(10)(b)	3rd	Sexual predator working where children regularly congregate.
775.21(10)(g)	3rd	Failure to report or providing false information about a sexual predator; harbor or conceal a sexual predator.
782.051(3)	2nd	Attempted felony murder of a person by a person other than the perpetrator or the perpetrator of an attempted felony.
782.07(1)	2nd	Killing of a human being by the act, procurement, or culpable negligence of another (manslaughter).
782.071	2nd	Killing of a human being or unborn child by the operation of a motor vehicle in a reckless manner (vehicular homicide).
782.072	2nd	Killing of a human being by the operation of a vessel in a reckless manner (vessel homicide).
784.045(1)(a)1.	2nd	Aggravated battery; intentionally causing great bodily harm or disfigurement.
784.045(1)(a)2.	2nd	Aggravated battery; using deadly weapon.
784.045(1)(b)	2nd	Aggravated battery; perpetrator aware victim pregnant.
784.048(4)	3rd	Aggravated stalking; violation of injunction or court order.
784.048(7)	3rd	Aggravated stalking; violation of court order.
784.07(2)(d)	1st	Aggravated battery on law enforcement officer.
784.074(1)(a)	1st	Aggravated battery on sexually violent predators facility staff.
784.08(2)(a)	1st	Aggravated battery on a person 65 years of age or older.
784.081(1)	1st	Aggravated battery on specified official or employee.
784.082(1)	1st	Aggravated battery by detained person on visitor or other detainee.
784.083(1)	1st	Aggravated battery on code inspector.
787.06(3)(a)2.	1st	Human trafficking using coercion for labor and services of an adult.
787.06(3)(e)2.	1st	Human trafficking using coercion for labor and services by the transfer or transport of an adult from outside Florida to within the state.
790.07(4)	1st	Specified weapons violation subsequent to previous conviction of s. 790.07(1) or (2).
790.16(1)	1st	Discharge of a machine gun under specified circumstances.
790.165(2)	2nd	Manufacture, sell, possess, or deliver hoax bomb.
790.165(3)	2nd	Possessing, displaying, or threatening to use any hoax bomb while committing or attempting to commit a felony.
790.166(3)	2nd	Possessing, selling, using, or attempting to use a hoax weapon of mass destruction.
790.166(4)	2nd	Possessing, displaying, or threatening to use a hoax weapon of mass destruction while committing or attempting to commit a felony.
790.23	1st,PBL	Possession of a firearm by a person who qualifies for the penalty enhancements provided for in s. 874.04.
794.08(4)	3rd	Female genital mutilation; consent by a parent, guardian, or a person in custodial authority to a victim younger than 18 years of age.
796.05(1)	1st	Live on earnings of a prostitute; 2nd offense.
796.05(1)	1st	Live on earnings of a prostitute; 3rd and subsequent offense.
800.04(5)(c)1.	2nd	Lewd or lascivious molestation; victim younger than 12 years of age; offender younger than 18 years of age.
800.04(5)(c)2.	2nd	Lewd or lascivious molestation; victim 12 years of age or older but younger than 16 years of age; offender 18 years of age or older.
800.04(5)(e)	1st	Lewd or lascivious molestation; victim 12 years of age or older but younger than 16 years; offender 18 years or older; prior conviction for specified sex offense.
806.01(2)	2nd	Maliciously damage structure by fire or explosive.



810.02(3)(a)	2nd	Burglary of occupied dwelling; unarmed; no assault or battery.
810.02(3)(b)	2nd	Burglary of unoccupied dwelling; unarmed; no assault or battery.
810.02(3)(d)	2nd	Burglary of occupied conveyance; unarmed; no assault or battery.
810.02(3)(e)	2nd	Burglary of authorized emergency vehicle.
812.014(2)(a)1.	1st	Property stolen, valued at \$100,000 or more or a semitrailer deployed by a law enforcement officer; property stolen while causing other property damage; 1st degree grand theft.
812.014(2)(b)2.	2nd	Property stolen, cargo valued at less than \$50,000, grand theft in 2nd degree.
812.014(2)(b)3.	2nd	Property stolen, emergency medical equipment; 2nd degree grand theft.
812.014(2)(b)4.	2nd	Property stolen, law enforcement equipment from authorized emergency vehicle.
812.014(2)(g)	2nd	Grand theft; second degree; firearm with previous conviction of s. 812.014(2)(c)5.
812.0145(2)(a)	1st	Theft from person 65 years of age or older; \$50,000 or more.
812.019(2)	1st	Stolen property; initiates, organizes, plans, etc., the theft of property and traffics in stolen property.
812.131(2)(a)	2nd	Robbery by sudden snatching.
812.133(2)(b)	1st	Carjacking; no firearm, deadly weapon, or other weapon.
817.034(4)(a)1.	1st	Communications fraud, value greater than \$50,000.
817.234(8)(a)	2nd	Solicitation of motor vehicle accident victims with intent to defraud.
817.234(9)	2nd	Organizing, planning, or participating in an intentional motor vehicle collision.
817.234(11)(c)	1st	Insurance fraud; property value \$100,000 or more.
817.2341 (2)(b) & (3)(b)	1st	Making false entries of material fact or false statements regarding property values relating to the solvency of an insuring entity which are a significant cause of the
817.418(2)(a)	3rd	Offering for sale or advertising personal protective equipment with intent to defraud.
817.504(1)(a)	3rd	Offering or advertising a vaccine with intent to defraud.
817.535(2)(a)	3rd	Filing false lien or other unauthorized document.
817.611(2)(b)	2nd	Traffic in or possess 15 to 49 counterfeit credit cards or related documents.
825.102(3)(b)	2nd	Neglecting an elderly person or disabled adult causing great bodily harm, disability, or disfigurement.
825.103(3)(b)	2nd	Exploiting an elderly person or disabled adult and property is valued at \$10,000 or more, but less than \$50,000.
827.03(2)(b)	2nd	Neglect of a child causing great bodily harm, disability, or disfigurement.
827.04(3)	3rd	Impregnation of a child under 16 years of age by person 21 years of age or older.
827.071(2) & (3)	2nd	Use or induce a child in a sexual performance, or promote or direct such performance.
827.071(4)	2nd	Possess with intent to promote any photographic material, motion picture, etc., which includes child pornography.
837.05(2)	3rd	Giving false information about alleged capital felony to a law enforcement officer.
838.015	2nd	Bribery.
838.016	2nd	Unlawful compensation or reward for official behavior.
838.021(3)(a)	2nd	Unlawful harm to a public servant.
838.22	2nd	Bid tampering.
843.0855(2)	3rd	Impersonation of a public officer or employee.
843.0855(3)	3rd	Unlawful simulation of legal process.
843.0855(4)	3rd	Intimidation of a public officer or employee.
847.0135(3)	3rd	Solicitation of a child, via a computer service, to commit an unlawful sex act.
847.0135(4)	2nd	Traveling to meet a minor to commit an unlawful sex act.
872.06	2nd	Abuse of a dead human body.
874.05(2)(b)	1st	Encouraging or recruiting person under 13 to join a criminal gang; second or subsequent offense.
874.1	1st,PBL	Knowingly initiates, organizes, plans, finances, directs, manages, or supervises criminal gang-related activity.
893.13(1)(c)1.	1st	Sell, manufacture, or deliver cocaine (or other drug prohibited under s. 893.03(1)(a), (1)(b), (1)(d), (2)(a), (2)(b), or (2)(c)5.) within 1,000 feet of a child care facility, school, or state, county, or municipal park or publicly owned recreational facility or community center.

893.13(1)(e)1.	1st	Sell, manufacture, or deliver cocaine or other drug prohibited under s. 893.03(1)(a), (1)(b), (1)(d), (2)(a), (2)(b), or (2)(c)5., within 1,000 feet of property used for religious services or a specified business site.
893.13(4)(a)	1st	Use or hire of minor; deliver to minor other controlled substance.
893.135(1)(a)1.	1st	Trafficking in cannabis, more than 25 lbs., less than 2,000 lbs.
893.135(1)(b)1.a.	1st	Trafficking in cocaine, more than 28 grams, less than 200 grams.
893.135(1)(c)1.a.	1st	Trafficking in illegal drugs, more than 4 grams, less than 14 grams.
893.135(1)(c)2.a.	1st	Trafficking in hydrocodone, 28 grams or more, less than 50 grams.
893.135(1)(c)2.b.	1st	Trafficking in hydrocodone, 50 grams or more, less than 100 grams.
893.135(1)(c)3.a.	1st	Trafficking in oxycodone, 7 grams or more, less than 14 grams.
893.135(1)(c)3.b.	1st	Trafficking in oxycodone, 14 grams or more, less than 25 grams.
893.135(1)(c)4.b.(I)	1st	Trafficking in fentanyl, 4 grams or more, less than 14 grams.
893.135(1)(d)1.a.	1st	Trafficking in phencyclidine, 28 grams or more, less than 200 grams.
893.135(1)(e)1.	1st	Trafficking in methaqualone, 200 grams or more, less than 5 kilograms.
893.135(1)(f)1.	1st	Trafficking in amphetamine, 14 grams or more, less than 28 grams.
893.135(1)(g)1.a.	1st	Trafficking in flunitrazepam, 4 grams or more, less than 14 grams.
893.135(1)(h)1.a.	1st	Trafficking in gamma-hydroxybutyric acid (GHB), 1 kilogram or more, less than 5 kilograms.
893.135(1)(j)1.a.	1st	Trafficking in 1,4-Butanediol, 1 kilogram or more, less than 5 kilograms.
893.135(1)(k)2.a.	1st	Trafficking in Phenethylamines, 10 grams or more, less than 200 grams.
893.135(1)(m)2.a.	1st	Trafficking in synthetic cannabinoids, 280 grams or more, less than 500 grams.
893.135(1)(m)2.b.	1st	Trafficking in synthetic cannabinoids, 500 grams or more, less than 1,000 grams.
893.135(1)(n)2.a.	1st	Trafficking in n-benzyl phenethylamines, 14 grams or more, less than 100 grams.
893.1351(2)	2nd	Possession of place for trafficking in or manufacturing of controlled substance.
896.101(5)(a)	3rd	Money laundering, financial transactions exceeding \$300 but less than \$20,000.
896.104(4)(a)1.	3rd	Structuring transactions to evade reporting or registration requirements, financial transactions exceeding \$300 but less than \$20,000.
943.0435(4)(c)	2nd	Sexual offender vacating permanent residence; failure to comply with reporting requirements.
943.0435(8)	2nd	Sexual offender; remains in state after indicating intent to leave; failure to comply with reporting requirements.
943.0435(9)(a)	3rd	Sexual offender; failure to comply with reporting requirements.
943.0435(13)	3rd	Failure to report or providing false information about a sexual offender; harbor or conceal a sexual offender.
943.0435(14)	3rd	Sexual offender; failure to report and reregister; failure to respond to address verification; providing false registration information.
944.607(9)	3rd	Sexual offender; failure to comply with reporting requirements.
944.607(10)(a)	3rd	Sexual offender; failure to submit to the taking of a digitized photograph.
944.607(12)	3rd	Failure to report or providing false information about a sexual offender; harbor or conceal a sexual offender.
944.607(13)	3rd	Sexual offender; failure to report and reregister; failure to respond to address verification; providing false registration information.

985.4815(10)	3rd	Sexual offender; failure to submit to the taking of a digitized photograph.
985.4815(12)	3rd	Failure to report or providing false information about a sexual offender; harbor or conceal a sexual offender.
985.4815(13)	3rd	Sexual offender; failure to report and reregister; failure to respond to address verification; providing false registration information.

**(h) LEVEL 8**

<b>Florida Statute</b>	<b>Felony Degree</b>	<b>Description</b>
316.193 (3)(c)3.a.	2nd	DUI manslaughter.
316.1935(4)(b)	1st	Aggravated fleeing or attempted eluding with serious bodily injury or death.
327.35(3)(c)3.	2nd	Vessel BUI manslaughter.
499.0051(6)	1st	Knowing trafficking in contraband prescription drugs.
499.0051(7)	1st	Knowing forgery of prescription labels or prescription drug labels.
560.123(8)(b)2.	2nd	Failure to report currency or payment instruments totaling or exceeding \$20,000, but less than \$100,000 by money transmitter.
560.125(5)(b)	2nd	Money transmitter business by unauthorized person, currency or payment instruments totaling or exceeding \$20,000, but less than \$100,000.
655.50(10)(b)2.	2nd	Failure to report financial transactions totaling or exceeding \$20,000, but less than \$100,000 by financial institutions.
777.03(2)(a)	1st	Accessory after the fact, capital felony.
782.04(4)	2nd	Killing of human without design when engaged in act or attempt of any felony other than arson, sexual battery, robbery, burglary, kidnapping, aggravated fleeing or eluding with serious bodily injury or death, aircraft piracy, or unlawfully discharging bomb.
782.051(2)	1st	Attempted felony murder while perpetrating or attempting to perpetrate a felony not enumerated in s. 782.04(3).
782.071(1)(b)	1st	Committing vehicular homicide and failing to render aid or give information.
782.072(2)	1st	Committing vessel homicide and failing to render aid or give information.
787.06(3)(a)1.	1st	Human trafficking for labor and services of a child.
787.06(3)(b)	1st	Human trafficking using coercion for commercial sexual activity of an adult.
787.06(3)(c)2.	1st	Human trafficking using coercion for labor and services of an unauthorized alien adult.
787.06(3)(e)1.	1st	Human trafficking for labor and services by the transfer or transport of a child from outside Florida to within the state.
787.06(3)(f)2.	1st	Human trafficking using coercion for commercial sexual activity by the transfer or transport of any adult from outside Florida to within the state.
790.161(3)	1st	Discharging a destructive device which results in bodily harm or property damage.
794.011(5)(a)	1st	Sexual battery; victim 12 years of age or older but younger than 18 years; offender 18 years or older; offender does not use physical force likely to cause serious injury.
794.011(5)(b)	2nd	Sexual battery; victim and offender 18 years of age or older; offender does not use physical force likely to cause serious injury.
794.011(5)(c)	2nd	Sexual battery; victim 12 years of age or older; offender younger than 18 years; offender does not use physical force likely to cause injury.
794.011(5)(d)	1st	Sexual battery; victim 12 years of age or older; offender does not use physical force likely to cause serious injury; prior conviction for specified sex offense.
794.08(3)	2nd	Female genital mutilation, removal of a victim younger than 18 years of age from this state.
800.04(4)(b)	2nd	Lewd or lascivious battery.
800.04(4)(c)	1st	Lewd or lascivious battery; offender 18 years of age or older; prior conviction for specified sex offense.

806.01(1)	1st	Maliciously damage dwelling or structure by fire or explosive, believing person in structure.
810.02(2)(a)	1st,PBL	Burglary with assault or battery.
810.02(2)(b)	1st,PBL	Burglary; armed with explosives or dangerous weapon.
810.02(2)(c)	1st	Burglary of a dwelling or structure causing structural damage or \$1,000 or more property damage.
812.014(2)(a)2.	1st	Property stolen; cargo valued at \$50,000 or more, grand theft in 1st degree.
812.015(11)(b)	1st	Retail theft; possession of a firearm during commission of offense.
812.13(2)(b)	1st	Robbery with a weapon.
812.135(2)(c)	1st	Home-invasion robbery, no firearm, deadly weapon, or other weapon.
817.418(2)(b)	2nd	Offering for sale or advertising personal protective equipment with intent to defraud; second or subsequent offense.
817.504(1)(b)	2nd	Offering or advertising a vaccine with intent to defraud; second or subsequent offense.
817.505(4)(c)	1st	Patient brokering; 20 or more patients.
817.535(2)(b)	2nd	Filing false lien or other unauthorized document; second or subsequent offense.
817.535(3)(a)	2nd	Filing false lien or other unauthorized document; property owner is a public officer or employee.
817.535(4)(a)1.	2nd	Filing false lien or other unauthorized document; defendant is incarcerated or under supervision.
817.535(5)(a)	2nd	Filing false lien or other unauthorized document; owner of the property incurs financial loss as a result of the false instrument.
817.568(6)	2nd	Fraudulent use of personal identification information of an individual under the age of 18.
817.611(2)(c)	1st	Traffic in or possess 50 or more counterfeit credit cards or related documents.
825.102(2)	1st	Aggravated abuse of an elderly person or disabled adult.
825.1025(2)	2nd	Lewd or lascivious battery upon an elderly person or disabled adult.
825.103(3)(a)	1st	Exploiting an elderly person or disabled adult and property is valued at \$50,000 or more.
837.02(2)	2nd	Perjury in official proceedings relating to prosecution of a capital felony.
837.021(2)	2nd	Making contradictory statements in official proceedings relating to prosecution of a capital felony.
860.121(2)(c)	1st	Shooting at or throwing any object in path of railroad vehicle resulting in great bodily harm.
860.16	1st	Aircraft piracy.
893.13(1)(b)	1st	Sell or deliver in excess of 10 grams of any substance specified in s. 893.03(1)(a) or (b).
893.13(2)(b)	1st	Purchase in excess of 10 grams of any substance specified in s. 893.03(1)(a) or (b).
893.13(6)(c)	1st	Possess in excess of 10 grams of any substance specified in s. 893.03(1)(a) or (b).
893.135(1)(a)2.	1st	Trafficking in cannabis, more than 2,000 lbs., less than 10,000 lbs.
893.135 (1)(b)1.b.	1st	Trafficking in cocaine, more than 200 grams, less than 400 grams.
893.135 (1)(c)1.b.	1st	Trafficking in illegal drugs, more than 14 grams, less than 28 grams.
893.135 (1)(c)2.c.	1st	Trafficking in hydrocodone, 100 grams or more, less than 300 grams.
893.135 (1)(c)3.c.	1st	Trafficking in oxycodone, 25 grams or more, less than 100 grams.
893.135 (1)(c)4.b.(II)	1st	Trafficking in fentanyl, 14 grams or more, less than 28 grams.
893.135 (1)(d)1.b.	1st	Trafficking in phencyclidine, 200 grams or more, less than 400 grams.
893.135 (1)(e)1.b.	1st	Trafficking in methaqualone, 5 kilograms or more, less than 25 kilograms.

893.135 (1)(f)1.b.	1st	Trafficking in amphetamine, 28 grams or more, less than 200 grams.
893.135 (1)(g)1.b.	1st	Trafficking in flunitrazepam, 14 grams or more, less than 28 grams.
893.135 (1)(h)1.b.	1st	Trafficking in gamma-hydroxybutyric acid (GHB), 5 kilograms or more, less than 10 kilograms.
893.135 (1)(j)1.b.	1st	Trafficking in 1,4-Butanediol, 5 kilograms or more, less than 10 kilograms.
893.135 (1)(k)2.b.	1st	Trafficking in Phenethylamines, 200 grams or more, less than 400 grams.
893.135 (1)(m)2.c.	1st	Trafficking in synthetic cannabinoids, 1,000 grams or more, less than 30 kilograms.
893.135 (1)(n)2.b.	1st	Trafficking in n-benzyl phenethylamines, 100 grams or more, less than 200 grams.
893.1351(3)	1st	Possession of a place used to manufacture controlled substance when minor is present or resides there.
895.03(1)	1st	Use or invest proceeds derived from pattern of racketeering activity.
895.03(2)	1st	Acquire or maintain through racketeering activity any interest in or control of any enterprise or real property.
895.03(3)	1st	Conduct or participate in any enterprise through pattern of racketeering activity.
896.101(5)(b)	2nd	Money laundering, financial transactions totaling or exceeding \$20,000, but less than \$100,000.
896.104(4)(a)2.	2nd	Structuring transactions to evade reporting or registration requirements, financial transactions totaling or exceeding \$20,000 but less than \$100,000.

**(i) LEVEL 9**

<b>Florida Statute</b>	<b>Felony Degree</b>	<b>Description</b>
316.193 (3)(c)3.b.	1st	DUI manslaughter; failing to render aid or give information.
327.35 (3)(c)3.b.	1st	BUI manslaughter; failing to render aid or give information.
409.92 (2)(b)1.c.	1st	Medicaid provider fraud; \$50,000 or more.
499.0051(8)	1st	Knowing sale or purchase of contraband prescription drugs resulting in great bodily harm.
560.123(8)(b)3.	1st	Failure to report currency or payment instruments totaling or exceeding \$100,000 by money transmitter.
560.125(5)(c)	1st	Money transmitter business by unauthorized person, currency, or payment instruments totaling or exceeding \$100,000.
655.50(10)(b)3.	1st	Failure to report financial transactions totaling or exceeding \$100,000 by financial institution.
775.0844	1st	Aggravated white collar crime.
782.04(1)	1st	Attempt, conspire, or solicit to commit premeditated murder.
782.04(3)	1st,PBL	Accomplice to murder in connection with arson, sexual battery, robbery, burglary, aggravated fleeing or eluding with serious bodily injury or death, and other specified felonies.
782.051(1)	1st	Attempted felony murder while perpetrating or attempting to perpetrate a felony enumerated in s. 782.04(3).
782.07(2)	1st	Aggravated manslaughter of an elderly person or disabled adult.
787.01(1)(a)1.	1st,PBL	Kidnapping; hold for ransom or reward or as a shield or hostage.
787.01(1)(a)2.	1st,PBL	Kidnapping with intent to commit or facilitate commission of any felony.
787.01(1)(a)4.	1st,PBL	Kidnapping with intent to interfere with performance of any governmental or political function.

787.02(3)(a)	1st,PBL	False imprisonment; child under age 13; perpetrator also commits aggravated child abuse, sexual battery, or lewd or lascivious battery, molestation, conduct, or exhibition.
787.06(3)(c)1.	1st	Human trafficking for labor and services of an unauthorized alien child.
787.06(3)(d)	1st	Human trafficking using coercion for commercial sexual activity of an unauthorized adult alien.
787.06(3)(f)1.	1st,PBL	Human trafficking for commercial sexual activity by the transfer or transport of any child from outside Florida to within the state.
790.161	1st	Attempted capital destructive device offense.
790.166(2)	1st,PBL	Possessing, selling, using, or attempting to use a weapon of mass destruction.
794.011(2)	1st	Attempted sexual battery; victim less than 12 years of age.
794.011(2)	Life	Sexual battery; offender younger than 18 years and commits sexual battery on a person less than 12 years.
794.011(4)(a)	1st,PBL	Sexual battery, certain circumstances; victim 12 years of age or older but younger than 18 years; offender 18 years or older.
794.011(4)(b)	1st	Sexual battery, certain circumstances; victim and offender 18 years of age or older.
794.011(4)(c)	1st	Sexual battery, certain circumstances; victim 12 years of age or older; offender younger than 18 years.
794.011(4)(d)	1st,PBL	Sexual battery, certain circumstances; victim 12 years of age or older; prior conviction for specified sex offenses.
794.011(8)(b)	1st,PBL	Sexual battery; engage in sexual conduct with minor 12 to 18 years by person in familial or custodial authority.
794.08(2)	1st	Female genital mutilation; victim younger than 18 years of age.
800.04(5)(b)	Life	Lewd or lascivious molestation; victim less than 12 years; offender 18 years or older.
812.13(2)(a)	1st,PBL	Robbery with firearm or other deadly weapon.
812.133(2)(a)	1st,PBL	Carjacking; firearm or other deadly weapon.
812.135(2)(b)	1st	Home-invasion robbery with weapon.
817.535(3)(b)	1st	Filing false lien or other unauthorized document; second or subsequent offense; property owner is a public officer or employee.
817.535(4)(a)2.	1st	Filing false claim or other unauthorized document; defendant is incarcerated or under supervision.
817.535(5)(b)	1st	Filing false lien or other unauthorized document; second or subsequent offense; owner of the property incurs financial loss as a result of the false instrument.
817.568(7)	2nd, PBL	Fraudulent use of personal identification information of an individual under the age of 18 by his or her parent, legal guardian, or person exercising custodial authority.
827.03(2)(a)	1st	Aggravated child abuse.
847.0145(1)	1st	Selling, or otherwise transferring custody or control, of a minor.
847.0145(2)	1st	Purchasing, or otherwise obtaining custody or control, of a minor.
859.01	1st	Poisoning or introducing bacteria, radioactive materials, viruses, or chemical compounds into food, drink, medicine, or water with intent to kill or injure another person.
893.135	1st	Attempted capital trafficking offense.
893.135(1)(a)3.	1st	Trafficking in cannabis, more than 10,000 lbs.
893.135 (1)(b)1.c.	1st	Trafficking in cocaine, more than 400 grams, less than 150 kilograms.
893.135 (1)(c)1.c.	1st	Trafficking in illegal drugs, more than 28 grams, less than 30 kilograms.
893.135 (1)(c)2.d.	1st	Trafficking in hydrocodone, 300 grams or more, less than 30 kilograms.
893.135 (1)(c)3.d.	1st	Trafficking in oxycodone, 100 grams or more, less than 30 kilograms.
893.135 (1)(c)4.b.(III)	1st	Trafficking in fentanyl, 28 grams or more.

893.135 (1)(d)1.c.	1st	Trafficking in phencyclidine, 400 grams or more.
893.135 (1)(e)1.c.	1st	Trafficking in methaqualone, 25 kilograms or more.
893.135 (1)(f)1.c.	1st	Trafficking in amphetamine, 200 grams or more.
893.135 (1)(h)1.c.	1st	Trafficking in gamma-hydroxybutyric acid (GHB), 10 kilograms or more.
893.135 (1)(j)1.c.	1st	Trafficking in 1,4-Butanediol, 10 kilograms or more.
893.135 (1)(k)2.c.	1st	Trafficking in Phenethylamines, 400 grams or more.
893.135 (1)(m)2.d.	1st	Trafficking in synthetic cannabinoids, 30 kilograms or more.
893.135 (1)(n)2.c.	1st	Trafficking in n-benzyl phenethylamines, 200 grams or more.
896.101(5)(c)	1st	Money laundering, financial instruments totaling or exceeding \$100,000.
896.104(4)(a)3.	1st	Structuring transactions to evade reporting or registration requirements, financial transactions totaling or exceeding \$100,000.

**(j) LEVEL 10**

<b>Florida Statute</b>	<b>Felony Degree</b>	<b>Description</b>
499.0051(9)	1st	Knowing sale or purchase of contraband prescription drugs resulting in death.
782.04(2)	1st,PBL	Unlawful killing of human; act is homicide, unpremeditated.
782.07(3)	1st	Aggravated manslaughter of a child.
787.01(1)(a)3.	1st,PBL	Kidnapping; inflict bodily harm upon or terrorize victim.
787.01(3)(a)	Life	Kidnapping; child under age 13, perpetrator also commits aggravated child abuse, sexual battery, or lewd or lascivious battery, molestation, conduct, or exhibition.
787.06(3)(g)	Life	Human trafficking for commercial sexual activity of a child under the age of 18 or mentally defective or incapacitated person.
787.06(4)(a)	Life	Selling or buying of minors into human trafficking.
794.011(3)	Life	Sexual battery; victim 12 years or older, offender uses or threatens to use deadly weapon or physical force to cause serious injury.
812.135(2)(a)	1st,PBL	Home-invasion robbery with firearm or other deadly weapon.
876.32	1st	Treason against the state.